

# Product Details and Certifications

**Cross Reference RA Part Number: PN-18761**

 **Product: 193-EPRB**

Description: PROFIBUS and Protection Module, Side Mount  
(for all 193-EE, 592-EE, 193S-EE, 592S-EE)



Representative Photo Only (actual product may vary based on configuration sections)

## ***OVERLOAD DATA***

---

Bulletin Number	193-IEC Overload Relay Accessories
Accessory Selection	Individual Accessory Selection










## ***SELECTION***

---

193 E1 Plus Accessories

## E1 Plus Electronic Overload Relays

Accessories

	Description	For Use With	Pkg. Quantity	Cat. No.
	<b>E1 Plus DeviceNet and Protection Module</b> Communicates motor diagnostic data via DeviceNet, includes additional I/O, and provides enhanced motor protection options.*	193-EE (all), 592-EE (all), 193S-EE (all), 592S-EE (all)	1	193-EDN
	<b>E1 Plus EtherNet/IP and Protection Module</b> Communicates motor diagnostic data via EtherNet/IP, includes additional I/O, and provides enhanced motor protection options.*	193-EE (all), 592-EE (all), 193S-EE (all), 592S-EE (all)	1	193-ETN
	<b>E1 Plus PROFIBUS &amp; Protection Module</b> Communicates motor diagnostic data via PROFIBUS, includes additional I/O, and provides enhanced motor protection options.*	193-EE (all), 592-EE (all), 193S-EE (all), 592S-EE (all)	1	193-EPRB 
	<b>E1 Plus Jam Protection Module</b> Provides Jam protection with adjustable trip level and trip delay setting. The module also provides an input to allow remote reset of a trip.*	193-EE (all), 592-EE (all), 193S-EE (all), 592S-EE (all)	1	193-EJM
	<b>E1 Plus Ground Fault Module</b> Provides adjustable 20 mA...5 A ground fault protection. The module also provides an input to allow remote reset of a trip.*	193-EE (all), 592-EE (all), 193S-EE (all), 592S-EE (all)	1	‡ 193-EGF
	<b>E1 Plus Ground Fault/Jam Module</b> Provides adjustable 20 mA...5 A ground fault and fixed jam protection. The module also provides an input to allow remote reset of a trip.*	193-EE (all), 592-EE (all), 193S-EE (all), 592S-EE (all)	1	‡ 193-EGJ
	<b>E1 Plus PTC Module</b> Provides terminals for connection up to six PTC thermistor sensors. Sensors react to actual temperature and therefore provide enhanced motor protection. Module also provides an input to allow remote reset of a trip.*	193-EE (all), 592-EE (all), 193S-EE (all), 592S-EE (all)	1	193-EPT
	<b>E1 Plus Remote Reset Module</b> Provides an input to allow remote reset of a trip.*	193-EE (all), 592-EE (all), 193S-EE (all), 592S-EE (all)	1	193-ERR
	<b>E1 Plus Remote Indicator Display</b> Displays the status of an E1 Plus from the front of a panel and features a reset button. Mounts in a standard 22 mm push button cutout.*	193-EGF, 193-EJM, 193-EGJ, 193-PTC, 193-ERR (Ser. B or later)	1	193-ERID
	<b>Module Adjustment Cover</b> Prevents inadvertent adjustment of setting. Must be ordered in multiples of package quantity.	193-EJM	25	193-EMC

\* Only one module may be added.

‡ Requires use of an external ground fault sensor (Cat. No. 193-CBCT\_).