

# Product Details and Certifications

Cross Reference RA Part Number: PN-15689

 **Product: 193-RA3**

Description: Expand Reset Adapter used an External Reset



Representative Photo Only (actual product may vary based on configuration sections)

## ***ACCESSORY SELECTION***


---

Bulletin Number	193-K, -T1 Bimetallic Overload Relay
Accessory Selection	Individual Accessory Selection







## ***SELECTION***

---

193 Bimetallic Overload Relay Accessories	Reset Adapter
---	---------------

	<p><b>Bulletin 193-T1 — Bimetallic Overload Relays</b></p> <ul style="list-style-type: none"> <li>• Overload protection trip class 10 / 10A</li> <li>• Phase loss protection</li> <li>• Ambient temperature compensation</li> <li>• Auxiliary contacts (1 N.O. and 1 N.C.)</li> <li>• Manual/automatic reset mode selectable</li> <li>• Test function for auxiliary contacts</li> <li>• Stop button</li> <li>• Trip indicator</li> <li>• Optional remote reset solenoid and external reset accessories</li> </ul> <p>The 193-T1 bimetallic overload relays are ambient temperature compensated, ensuring that the tripping characteristic of the relay remains constant over an ambient temperature range of -20...+60 °C. These class 10 / 10A overload relays include a differential mechanism for high sensitivity to phase loss conditions and provide reliable motor protection in normal duty applications. In addition, they can be used to protect against overloads in DC-motor and variable frequency drive applications.</p>	<p><b>Table of Contents</b></p> <p>Product Selection..... 1        Accessories..... 2        Specifications..... 3        Approximate Dimensions..... 7</p> <p><b>Standards Compliance</b></p> <p>IEC/EN 60497-1, -4-1, -5-1        UL508        CSA C22.2 No.14</p> <p><b>Certifications</b></p> <p>cULus (File No. E33916, Guide NKCR, NKCR7),        CE marked</p>
---	---	---

**Add-On Modules**

	Description	For Use With	Pkg. Quantity *	Cat. No.
	<b>DIN Rail/Panel Mounting Adapter</b> For separate mounting of overload relays Snaps on to 35 mm top hat rail	193-T1AA, 193-T1AB, 193-T1AC, 193-T1BC	1	193-T1APM
	<b>Screw Adapter</b> For screw fixing of the 193-T1APM panel adapter (1 required per adapter)	193-T1APM	10	140M-C-N45
	<b>Remote Reset Solenoid</b> For remote reset of 193-K and 193-T1 overload relays	193-K, 193-T1 (not for 193-T1DC_P)	1	193-T1R⊗
	<b>External Reset Button</b> For enclosed, through-the-door reset applications. Metal construction, IP66, non-illuminated. Refer to the 800F selection information for additional types.	All	1	800FM-R611
	<b>Reset Rod</b> Length 142 mm, adjustable range 141...159 mm	All	1	800F-ATR08
	<b>Reset Adapter</b> Expands the reset target area when using an external reset	193-K, 193-T1 (not for 193-T1DC_P)	1	193-RA3

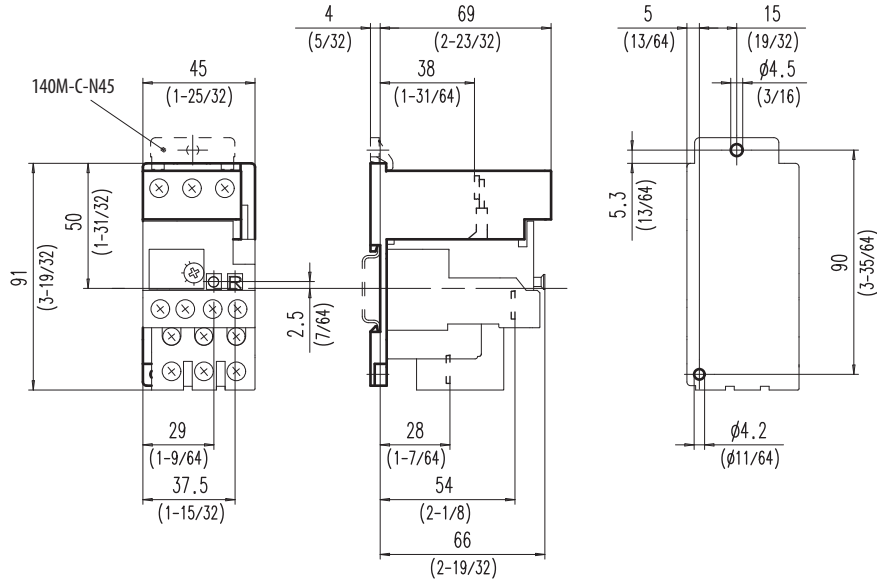
\* Must be ordered in multiples of package quantity.

⊗ **Coil Voltage Codes for Remote Reset Solenoid**

[M]	24	48	110	120	125	220...240
50 Hz	—	—	D	—	—	—
60 Hz	—	—	—	D	—	—
50/60 Hz	KJ	KY	—	—	—	KF
DC	ZJ	ZY	ZD	—	ZS	—

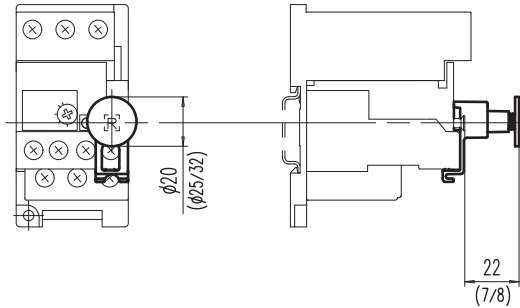
Dimensions are shown in millimeters (inches). Dimensions are not intended for manufacturing purposes.

**Cat. No. 193-T1APM DIN Rail/Panel Mounting Adapter**  
 (for use with Cat. No. 193-T1BC30...38 Overload Relays )



2

**Cat. No. 193-RA3 Reset Adapter**



**Cat. No. 193-T1R Remote Reset Solenoid**

