

Product Details and Certifications

Cross Reference RA Part Number: U-0082091948) &+)

Product: 20A90) 2A0AYNANC0

Description: PowerFlex70 AC Drive, 1 € VAC, 3 PH, 1 2 Amps, 1 0 HP Normal Duty, 1 € HP Heavy Duty, Panel Mount - IP20 / NEMA Type 1, with conformal coating, No HIM (Blank Plate), Brake IGBT Installed, Without Drive Mounted Brake Resistor, Second Environment Filter per CE EMC directive (89/336/EEC), No Communication Module, Enhanced Control, No Feedback



Representative Photo Only (actual product may vary based on configuration selections)

BASE DRIVE INFORMATION













Input Voltage	1 € VAC, 3 PH
Current Rating	1 2 Amps
Enclosure	Panel Mount - IP20 / NEMA Type 1, with conformal coating
Frame Size	Frame Size 0
Brake IGBT	Brake IGBT
Brake 1 2 A	1 2 A Brake 1 2 A
Filter Options	Second Environment Filter per CE EMC directive (89/336/EEC)

~~CDHCBG'IN: CFA5HCB~~

Base Plus Options	Base Plus Options Method
Human Interface Module	No HIM (Blank)
Internal Communication Module	No Communication Module

Catalog Number Explanation

Position Number

20A
0
012
A
0
A
Y
N
A
N
C
0

a
b
c
d
e
f
g
h
i
j
k
l

a

Drive	
Code	Type
20A	PowerFlex 70

b

Voltage Rating		
Code	Voltage	Ph.
B	240V AC	3
C	400V AC	3
D	480V AC	3
E	600V AC	3

c1

ND Rating			
208V, 60 Hz Input			
Code	Amps	kW (Hp)	Frame
2P2	2.5	0.37 (0.5)	A
4P2	4.8	0.75 (1.0)	A
6P8	7.8	1.5 (2.0)	B
9P6	11	2.2 (3.0)	B
015	17.5	4.0 (5.0)	C
022	25.3	5.5 (7.5)	D
028	32.2	7.5 (10)	D
042	43	11 (15)	D
054	62.1	15 (20)	E
070	78.2	18.5 (25)	E

c2

ND Rating			
240V, 60 Hz Input			
Code	Amps	kW (Hp)	Frame
2P2	2.2	0.37 (0.5)	A
4P2	4.2	0.75 (1.0)	A
6P8	6.8	1.5 (2.0)	B
9P6	9.6	2.2 (3.0)	B
015	15.3	4.0 (5.0)	C
022	22	5.5 (7.5)	D
028	28	7.5 (10)	D
042	42	11 (15)	D
054	54	15 (20)	E
070	70	18.5 (25)	E

c3

ND Rating			
400V, 50 Hz Input			
Code	Amps	kW (Hp)	Frame
1P3	1.3	0.37 (0.5)	A
2P1	2.1	0.75 (1.0)	A
3P5	3.5	1.5 (2.0)	A
5P0	5.0	2.2 (3.0)	B
8P7	8.7	4.0 (5.0)	B
011	11.5	5.5 (7.5)	C
015	15.4	7.5 (10)	C
022	22	11 (15)	D
030	30	15 (20)	D
037	37	18.5 (25)	D
043	43	22 (30)	D
060	60	30 (40)	E
072	72	37 (50)	E

c4

ND Rating			
480V, 60 Hz Input			
Code	Amps	kW (Hp)	Frame
1P1	1.1	0.37 (0.5)	A
2P1	2.1	0.75 (1.0)	A
3P4	3.4	1.5 (2.0)	A
5P0	5.0	2.2 (3.0)	B
8P0	8.0	3.7 (5.0)	B
011	11	5.5 (7.5)	C
014	14	7.5 (10)	C
022	22	11 (15)	D
027	27	15 (20)	D
034	34	18.5 (25)	D
040	40	22 (30)	D
052	52	30 (40)	E
065	65	37 (50)	E

c5

ND Rating			
600V, 60 Hz Input *			
Code	Amps	kW (Hp)	Frame
0P9	0.9	0.37 (0.5)	A
1P7	1.7	0.75 (1.0)	A
2P7	2.7	1.5 (2.0)	A
3P9	3.9	2.2 (3.0)	B
6P1	6.1	4.0 (5.0)	B
9P0	9.0	5.5 (7.5)	C
011	11	7.5 (10)	C
017	17	11 (15)	D
022	22	15 (20)	D
027	27	18.5 (25)	D
032	32	22 (30)	D
041	41	30 (40)	E
052	52	37 (50)	E

* CE certification testing has not been performed on 600V class drives.

d

Enclosure	
Code	Enclosure
A	Panel Mount - IP 20, NEMA/UL Type 1
C	Wall/Machine Mount = IP66, NEMA/UL Type 4X/12 for indoor use only
F	Flange Mount - Front Chassis = IP 20, NEMA/UL Type 1; Rear Heatsink = IP66, NEMA/UL Type 4X/12 for indoor/outdoor use
G	Wall/Machine Mount - IP54, NEMA/UL Type 12 *

* Only available on Frame E.

e

HIM	
Code	Interface Module
0	Blank Cover
3	Full Numeric LCD
5	Prog. Only LCD *

* Only available with NEMA 4X, option C.

See [Catalog Number Explanation \(continued\)](#) on page 6 for more drive options.

➔ Catalog Number Explanation (continued)

Position Number

1-3	4	5-7	8	9	10	11	12	13	14	15	16
20A	E	052	A	0	A	Y	N	A	N	C	0
<i>a</i>	<i>b</i>	<i>c</i>	<i>d</i>	<i>e</i>	<i>f</i>	<i>g</i>	<i>h</i>	<i>i</i>	<i>j</i>	<i>k</i>	<i>l</i>

f

Documentation	
Code	Type
A	Manual
N	No Manual

g

Brake IGBT	
Code	w/Brake IGBT
Y	Yes

h

Internal Brake Resistor	
Code	w/Resistor
Y	Yes
N	No

i

Emission Class	
Code	Rating
A	Filtered* A* & B Frames (Optional) C, D, & E Frames (Standard)
N	Not Filtered* A & B Frames (Optional) C, D, & E Frames

* 600V Frames A through D available only without filter (Cat. Code N). 600V Frame E available only with filter (Cat. Code A).
* Increases size to Frame B.

j

Comm Slot	
Code	Network Type
C	ControlNet (Coax)
D	DeviceNet
E	EtherNet/IP
N	None

k

Control & I/O		
Code	Control	Safe-Off
N*	Standard	N/A
C	Enhanced	No
G*	Enhanced	Yes

* No longer available for sale.
* Not available as factory installed option for 600V ratings.

l

Feedback	
Code	Feedback
0	No Feedback - Enhanced Control
1	5V/12V Encoder w/Enhanced Control

Panel Mount - IP20, NEMA/UL Type 1, No HIM (continued)

380...480V AC, Three-Phase Drives

480V AC Input						400V AC Input						with Filter	Frame Size
Output Amps			Normal Duty Hp	Heavy Duty Hp	Cat. No.	Output Amps			Normal Duty kW	Heavy Duty kW	Cat. No.		
Cont.	1 Min.	3 Sec.				Cont.	1 Min.	3 Sec.					
1.1	1.2	1.6	0.5	0.33	20AD1P1A0AYNNNCO	1.3	1.4	1.9	0.37	0.25	20AC1P3A0AYNNNCO	N	A
1.1	1.2	1.6	0.5	0.33	20AD1P1A0AYNNANCO	1.3	1.4	1.9	0.37	0.25	20AC1P3A0AYNNANCO	Y	B
2.1	2.4	3.2	1	0.75	20AD2P1A0AYNNNCO	2.1	2.4	3.2	0.75	0.55	20AC2P1A0AYNNNCO	N	A
2.1	2.4	3.2	1	0.75	20AD2P1A0AYNNANCO	2.1	2.4	3.2	0.75	0.55	20AC2P1A0AYNNANCO	Y	B
3.4	4.5	6	2	1.5	20AD3P4A0AYNNNCO	3.5	4.5	6	1.5	1.1	20AC3P5A0AYNNNCO	N	A
3.4	4.5	6	2	1.5	20AD3P4A0AYNNANCO	3.5	4.5	6	1.5	1.1	20AC3P5A0AYNNANCO	Y	B
5	5.5	7.5	3	2	20AD5P0A0AYNNNCO	5	5.5	7.5	2.2	1.5	20AC5P0A0AYNNNCO	N	B
5	5.5	7.5	3	2	20AD5P0A0AYNNANCO	5	5.5	7.5	2.2	1.5	20AC5P0A0AYNNANCO	Y	B
8	8.8	12	5	3	20AD8P0A0AYNNNCO	8.7	9.9	13.2	4	3	20AC8P7A0AYNNNCO	N	B
8	8.8	12	5	3	20AD8P0A0AYNNANCO	8.7	9.9	13.2	4	3	20AC8P7A0AYNNANCO	Y	B
11	12.1	16.5	7.5	5	20AD011A0AYNNANCO	11.5	13	17.4	5.5	4	20AC011A0AYNNANCO	Y	C
14	16.5	22	10	7.5	20AD014A0AYNNANCO	15	17.2	23.1	7.5	5.5	20AC015A0AYNNANCO	Y	C
22	24.2	33	15	10	20AD022A0AYNNANCO	22	24.2	33	11	7.5	20AC022A0AYNNANCO	Y	D
27	33	44	20	15	20AD027A0AYNNANCO	30	33	45	15	11	20AC030A0AYNNANCO	Y	D
34	40.5	54	25	20	20AD034A0AYNNANCO	37	45	60	18.5	15	20AC037A0AYNNANCO	Y	D
40	51	68	30	25	20AD040A0AYNNANCO	43	56	74	22	18.5	20AC043A0AYNNANCO	Y	D
52	60	80	40	30	20AD052A0AYNNANCO	60	66	90	30	22	20AC060A0AYNNANCO	Y	E
65	78	104	50	40	20AD065A0AYNNANCO	72	90	120	37	30	20AC072A0AYNNANCO	Y	E

500...600V AC, Three-Phase Drives

600V AC Input							
Output Amps			Normal Duty Hp	Heavy Duty Hp	Cat. No.	with Filter	Frame Size
Cont.	1 Min.	3 Sec.					
0.9	1	1.4	0.5	0.33	20AE0P9A0AYNNNCO	N	A
1.7	1.9	2.6	1	0.75	20AE1P7A0AYNNNCO	N	A
2.7	3.6	4.8	2	1	20AE2P7A0AYNNNCO	N	A
3.9	4.3	5.8	3	1.5	20AE3P9A0AYNNNCO	N	B
6.1	6.7	9.1	5	3	20AE6P1A0AYNNNCO	N	B
9	9.9	13.5	7.5	5	20AE9P0A0AYNNNCO	N	C
11	13.5	18	10	7.5	20AE011A0AYNNNCO	N	C
17	18.7	25.5	15	10	20AE017A0AYNNNCO	N	D
22	25.5	34	20	15	20AE022A0AYNNNCO	N	D
27	33	44	25	20	20AE027A0AYNNNCO	N	D
32	40.5	54	30	25	20AE032A0AYNNNCO	N	D
41	48	64	40	30	20AE041A0AYNNANCO	N	E
52	61.5	82	50	40	20AE052A0AYNNANCO	N	E

