


Product Details and Certifications

Cross Reference RA Part Number: **PN-411328**

 **Product: 20F11ND5P0JA0NNNNN**

Description: PowerFlex 753 AC Drive, with Embedded I/O, Air Cooled, AC Input with DC Terminals, Open Type, 5 Amps, (Fr1 3HP ND, 2HP HD/Fr2 3HP ND, 3HP HD), 480 VAC, 3 PH, Frame 2, Filtered, CM Jumper Installed, DB Transistor, Blank (No HIM)



BASE DRIVE INFORMATION

Representative Photo Only (actual product may vary based on configuration selections)

BULLETIN NUMBER

PowerFlex 753 AC Drive, with Embedded I/O

VOLTAGE CLASS

480 VAC, 3 PH

OUTPUT CURRENT

5 Amps, (Fr1 3HP ND, 2HP HD/Fr2 3HP ND, 3HP HD)

ENCLOSURE TYPE

Open Type

INPUT TYPE

AC Input with DC Terminals

FRAME SIZE

Frame 2

EMC FILTERING OPTIONS

Filtered, CM Jumper Installed

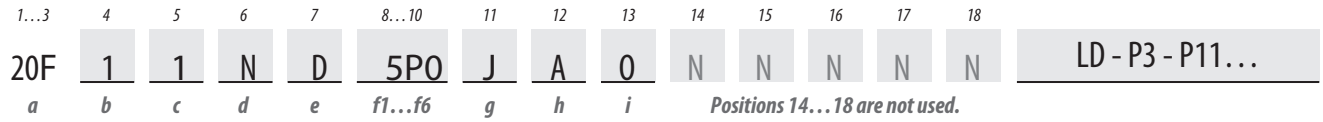
DYNAMIC BRAKING

DB Transistor

HIM

Blank (No HIM)

Catalog Number Explanation



a

Drive		
Code	Type	Frames
20F	PowerFlex® 753	1...7
20G	PowerFlex 755	1...10
21G	PowerFlex 755 Drive with Options	8...10

b

Future Use		
------------	--	--

c

Input Type		
Code	Description	Frames
1	AC Input with Precharge, includes DC Terminals	1...5 8...10
4	DC Input with Precharge	5...10
A	AC Input with Precharge, no DC Terminals	6...8 ⁽¹⁾

(1) The DC Bus Bar kit (20-750-DCBB1-Fx) is available for Frames 6...7 AC input drives that require DC bus terminals.

d

Enclosure		
Code	Description	Frames
R	IP20, NEMA/UL Type Open, Frame 1	1
F ⁽¹⁾	Flange (NEMA/UL Type 4X/12 back)	2...5
G	IP54, NEMA/UL Type 12	2...7
N ⁽²⁾	IP20/IP00, NEMA/UL Type Open	2...7
B ⁽³⁾	IP20, NEMA/UL Type 1, 600 mm (23.6 in.) Deep, Standard Cabinet Color (RAL 7032)	8...10
J ⁽³⁾	IP54, UL Type 12, 800 mm (31.5 in.) Deep, Standard Cabinet Color (RAL 7032)	8...10
K ⁽³⁾	IP54, NEMA 12, 2500 MCC Style Cabinet and Options w/MCC Power Bus, 800 mm (31.5 in.) Deep, Standard Cabinet Color (RAL 7032)	8...10
L ⁽³⁾	IP20, NEMA/UL Type 1, 800 mm (31.5 in.) Deep, Standard Cabinet Color (RAL 7032)	8...10
P ⁽³⁾	IP20, NEMA/UL Type 1, 2500 MCC Style Cabinet and Options w/MCC Power Bus, 800 mm (31.5 in.) Deep, Standard Cabinet Color (RAL 7032)	8...10
W ⁽³⁾	IP20, NEMA/UL Type 1, 2500 MCC Style Cabinet and Options w/MCC Power Bus, 800 mm (31.5 in.) Deep, CenterLine 2100 Gray (ASA49)	8...10
Y ⁽³⁾	IP54, NEMA 12, 2500 MCC Style Cabinet and Options w/MCC Power Bus, 800 mm (31.5 in.) Deep, CenterLine 2100 Gray (ASA49)	8...10
T	IP00, UL Open Type without Control POD	8...10

- (1) For Frames 6...7, a user installed flange kit (20-750-FLNG4-Fx) is available to convert a Code N drive that provides a NEMA/UL Type 4X/12 back.
- (2) Frames 2...5 are IP20, Frames 6...7 are IP00.
- (3) Available as a drive with options (21G).

e

Voltage Rating	
Code	Voltage
B	240V AC (208V AC) ⁽¹⁾ /325V DC (281V DC) ⁽¹⁾
C	400V AC/540V DC
D	480V AC/650V DC
E	600V AC/810V DC
F	690V AC/932V DC (not UL Listed)

(1) Drive must be programmed to obtain low (208V AC) voltage rating.

f1

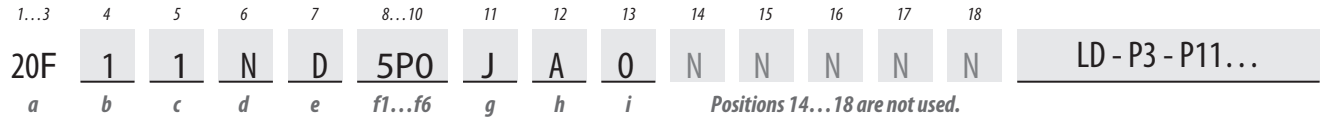
ND Rating								
208V ⁽¹⁾ , 60 Hz Input								
Code	Amps	kW	Frame					
			Enclosure Code					
			B, J, L, T	F	G	N	K, P, W, Y	R
2P2	2.5	0.37						1
4P2	4.8	0.75						
6P8	7.8	1.5						
9P6	11	2.2						
015	15.3	4						
2P2	2.5	0.37						
4P2	4.8	0.75						
6P8	7.8	1.5						
9P6	11	2.2						
015	17.5	4						
022	22	5.5						
028	32.2	7.5						
042	43	11						
054	60	15						
070	78.2	18.2						
080	92	22						
104	120	30						
130	150	37						
154	177	45						
192	221	55						
260	260	66						
312	359	90						
360	414	110						
477	477	132						

- (1) Drive must be programmed to obtain low (208VAC) voltage rating.
- (2) For Frames 6 and 7, a user-installed flange kit (20-750-FLNG4-Fx) is available to convert a Code N drive that provides a NEMA/UL Type 4X/12 back.

f2

ND Rating								
240V, 60 Hz Input								
Code	Amps	Hp	Frame					
			Enclosure Code					
			B, J, L, T	F	G	N	K, P, W, Y	R
2P2	2.2	0.5						
4P2	4.2	1						
6P8	6.8	2						
9P6	9.6	3						
015	15.3	5						
2P2	2.2	0.5						
4P2	4.2	1						
6P8	6.8	2						
9P6	9.6	3						
015	15.3	5						
022	22	7.5						
028	28	10						
042	42	15						
054	54	20						
070	70	25						
080	80	30						
104	104	40						
130	130	50						
154	154	60						
192	192	75						
260	260	100						
312	312	125						
360	360	150						
477	477	200						

(1) For Frames 6 and 7, a user-installed flange kit (20-750-FLNG4-Fx) is available to convert a Code N drive that provides a NEMA/UL Type 4X/12 back.



ND Rating						
400V, 50 Hz Input						
Code	Amps	kW	Frame			
			Enclosure Code			
			B, J, L, T	F	G	N
2P1	2.1	0.75				
3P5	3.5	1.5				
5P0	5.0	2.2				
8P7	8.7	4				
011	11.5	5.5				
015	15.4	7.5				
022	22	11				
030	30	15				
037	37	18.5				
043	43	22				
060	60	30				
072	72	37				
085	85	45				
104	104	55				
140	140	75				
170	170	90				
205	205	110				
260	260	132				
302	302	160				
367	367	200				
456	456	250				
460	460	250	8	-	-	8 ⁽²⁾
477	477	270	-	(1)	-	7
540	540	315				
567	567	315				
650	650	355	8			8 ⁽²⁾
750	750	400				
770	770	400				
910	910	500				
1K0	1040	560				
1K1	1090	630				
1K2	1175	710	9			9 ⁽²⁾
1K4	1465	800				
1K5	1480	850				
1K6	1590	900				
2K1	2150	1250				10 ⁽²⁾

ND Rating						
480V, 60 Hz Input						
Code	Amps	Hp	Frame			
			Enclosure Code			
			B, J, L, T	F	G	N
2P1	2.1	1				
3P4	3.4	2				
5P0	5.0	3				
8P0	8.0	5				
011	11	7.5				
014	14	10				
022	22	15				
027	27	20				
034	34	25				
040	40	30				
052	52	40				
065	65	50				
077	77	60				
096	96	75				
125	125	100				
156	156	125				
186	186	150				
248	248	200				
302	302	250				
361	361	300				
415	415	350				
430	430	350	8	-	-	8 ⁽²⁾
477	477	400	-	(1)	-	7
485	485	400				
545	545	450				
617	617	500	8			8 ⁽²⁾
710	710	600				
740	740	650				
800	800	700				
960	960	800				
1K0	1045	900	9			9 ⁽²⁾
1K2	1135	1000				
1K3	1365	1100				
1K4	1420	1250				
1K5	1525	1350	10			10 ⁽²⁾
2K0	2070	1750				

ND Rating						
600V, 60 Hz Input						
Code	Amps	Hp	Frame			
			Enclosure Code			
			B, J, L, T	F	G	N
1P7	1.7	1				
2P7	2.7	2				
3P9	3.9	3				
6P1	6.1	5				
9P0	9	7.5				
011	11	10				
012 ⁽¹⁾	12	10				
017	17	15				
018 ⁽¹⁾	18	15				
022	22	20				
023 ⁽¹⁾	23	20				
024 ⁽¹⁾	24	20				
027	27	25				
028 ⁽¹⁾	28	25				
032	32	30				
033 ⁽¹⁾	33	30				
041	41	40				
042 ⁽¹⁾	42	40				
052	52	50				
053 ⁽¹⁾	53	50				
063	63	60				
077	77	75				
099	99	100				
125	125	125				
144	144	150				
192	192	200				
242	242	250				
289	289	300				
295	295	300				
355	355	350				
395	395	400				
435	435	450				
460	460	500				
510	510	500				
595	595	600				
630	630	700				
760	760	800				
825	825	900				
900	900	950				
980	980	1000				
1K1	1110	1100				
1K4	1430	1400				

(1) For Frames 6...7, a user installed flange kit (20-750-FLNG4-Fx) is available to convert a Code N drive that provides a NEMA/UL Type 4X/12 back.

(2) Available as a drive with options (21G).

(1) For Frames 6...7, a user installed flange kit (20-750-FLNG4-Fx) is available to convert a Code N drive that provides a NEMA/UL Type 4X/12 back.

(2) Available as a drive with options (21G).

(1) Required for uncontrolled common DC bus applications. Optional for all AC applications.

(2) For Frames 6...7, a user installed flange kit (20-750-FLNG4-Fx) is available to convert a Code N drive that provides a NEMA/UL Type 4X/12 back.

(3) Available as a drive with options (21G).

1...3 4 5 6 7 8...10 11 12 13 14 15 16 17 18
20F 1 1 N D 5PO J A O N N N N N LD - P3 - P11...
a b c d e f1...f6 g h i Positions 14...18 are not used.

ND Rating						
690V, 50 Hz Input (not UL Listed)						
Code	Amps	kW	Frame			
			Enclosure Code			
			B, J, L, T	F	G	N, K, P, W, Y, R
012	12	7.5				
015	15	11				
020	20	15				
023	23	18.5				
030	30	22				
034	34	30				
046	46	37			6	6
050	50	45				
061	61	55				
082	82	75				
098	98	90		(1)		
119	119	110				
142	142	132				
171	171	160				
212	212	200			7	7
263	263	250				
265	265	250				
330	330	315				
370	370	355				
415	415	400	8			g ⁽²⁾
460	460	450				
500	500	500				
590	590	560				
650	650	630				
710	710	710				
765	765	750				
795	795	800				
960	960	900				
1K0	1040	1000				
1K4	1400	1400	10			10 ⁽²⁾

- (1) For Frames 6...7, a user installed flange kit (20-750-FLNG4-Fx) is available to convert a Code N drive that provides a NEMA/UL Type 4X/12 back.
- (2) Available as a drive with options (21G).

Door Mounted HIM (Frames 8...10)	
Code	Operator Interface
0	No Door Mounted HIM
2	Enhanced LCD, Full Numeric, IP20
4	Enhanced LCD, Full Numeric, IP66 NEMA Type 4X/12

*PowerFlex 755 w/Options (21G)
Required Selections*

Code	Option	Frames	Type
LD	Light Duty	8...10	System Overload Duty Cycle ⁽¹⁾
ND	Normal Duty		
HD	Heavy Duty		
P3	Input Thermal-magnetic Circuit Breaker	8...10	Power Disconnect ⁽¹⁾
P5	Input Non-Fused Molded Case Disconnect Switch	8 Only	
P14	Wiring Only Bay	8...10	Wiring Only Bay

(1) Only one option of this type can be selected.

*PowerFlex 755 w/Options (21G)
Additional Selections*

Code	Option	Frames	Type
P11	Input Contactor	8 Only	Contactors ⁽¹⁾⁽²⁾
P12	Output Contactor		
L1	3% Input Reactor	8...9	Reactors ⁽¹⁾
L2	3% Output Reactor		
L3	5% Input Reactor	8 Only	
L4	5% Output Reactor		
P20	1200 A Bus	8...10	MCC Power Bus Capacity ⁽¹⁾
P22	2000 A Bus		
P24	3000 A Bus		
P30	UPS Control Bus, DC Input w/Precharge only	8...10	UPS Control Bus
X1	Auxiliary Transformer (500VA available), IP20 Cabinet Only	8 Only ⁽³⁾	Auxiliary Power

- (1) Only one option of this type can be selected.
- (2) Contactor options are not available for systems with MCC power bus.
- (3) Standard on all other cabinet configurations.

g

Filtering and CM Cap Configuration		
Code	Filtering	Default CM Cap Connection
A	Yes	Jumper Removed
J	Yes	Jumper Installed

h

Dynamic Braking ⁽¹⁾		
Code	Internal Resistor ⁽²⁾	Internal Transistor ⁽³⁾
A	No	Yes
N	No	No

- (1) Not available on Frames 8...10, specify Code 'N'.
- (2) Frames 1...2 only. Internal Resistor kits (20-750-DB1-Dx) sold separately.
- (3) Standard on Frames 1...5, optional on 6...7.