


Product Details and Certifications

Cross Reference RA Part Number: **PN-411316**

 **Product: 20F11RD8P0JA0NNNNN**

Description: PowerFlex 753 AC Drive, with Embedded I/O, Air Cooled, AC Input with DC Terminals, Open Type/Frame 1, 8 Amps, (Fr1 5HP ND, 3HP HD/Fr2 5HP ND, 5HP HD), 480 VAC, 3 PH, Frame 1, Filtered, CM Jumper Installed, DB Transistor, Blank (No HIM)



BASE DRIVE INFORMATION

Representative Photo Only (actual product may vary based on configuration selections)

BULLETIN NUMBER

PowerFlex 753 AC Drive, with Embedded I/O

VOLTAGE CLASS

480 VAC, 3 PH

OUTPUT CURRENT

8 Amps, (Fr1 5HP ND, 3HP HD/Fr2 5HP ND, 5HP HD)

ENCLOSURE TYPE

Open Type/Frame 1

INPUT TYPE

AC Input with DC Terminals

FRAME SIZE

Frame 1

EMC FILTERING OPTIONS

Filtered, CM Jumper Installed

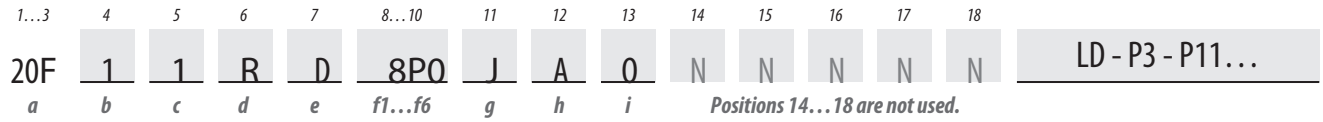
DYNAMIC BRAKING

DB Transistor

HIM

Blank (No HIM)

Catalog Number Explanation



a

Drive		
Code	Type	Frames
20F	PowerFlex® 753	1...7
20G	PowerFlex 755	1...10
21G	PowerFlex 755 Drive with Options	8...10

e

Voltage Rating	
Code	Voltage
B	240V AC (208V AC) ⁽¹⁾ /325V DC (281V DC) ⁽¹⁾
C	400V AC/540V DC
D	480V AC/650V DC
E	600V AC/810V DC
F	690V AC/932V DC (not UL Listed)

f2

ND Rating							
240V, 60 Hz Input							
Code	Amps	Hp	Frame				
			Enclosure Code				
B, J, L, T	F	G	N	K, P, W, Y	R		
2P2	2.2	0.5					
4P2	4.2	1					
6P8	6.8	2	-	-	-		1
9P6	9.6	3					
015	15.3	5					
2P2	2.2	0.5					
4P2	4.2	1					
6P8	6.8	2					
9P6	9.6	3					
015	15.3	5					
022	22	7.5					
028	28	10					
042	42	15	-	3	3	3	-
054	54	20		4	4	4	
070	70	25		5	5	5	
080	80	30					
104	104	40					
130	130	50					
154	154	60					
192	192	75					
260	260	100					
312	312	125					
360	360	150					
477	477	200					

b

Future Use		
------------	--	--

c

Input Type		
Code	Description	Frames
1	AC Input with Precharge, includes DC Terminals	1...5 8...10
4	DC Input with Precharge	5...10
A	AC Input with Precharge, no DC Terminals	6...8 ⁽¹⁾

(1) Drive must be programmed to obtain low (208V AC) voltage rating.

(1) The DC Bus Bar kit (20-750-DCBB1-Fx) is available for Frames 6...7 AC input drives that require DC bus terminals.

f1

ND Rating							
208V ⁽¹⁾ , 60 Hz Input							
Code	Amps	kW	Frame				
			Enclosure Code				
B, J, L, T	F	G	N	K, P, W, Y	R		
2P2	2.5	0.37					
4P2	4.8	0.75					
6P8	7.8	1.5					
9P6	11	2.2					
015	15.3	4					
2P2	2.5	0.37					
4P2	4.8	0.75					
6P8	7.8	1.5					
9P6	11	2.2					
015	17.5	4					
022	22	5.5					
028	32.2	7.5					
042	43	11	-	3	3	3	-
054	60	15		4	4	4	
070	78.2	18.2		5	5	5	
080	92	22					
104	120	30					
130	150	37					
154	177	45					
192	221	55					
260	260	66					
312	359	90					
360	414	110					
477	477	132					

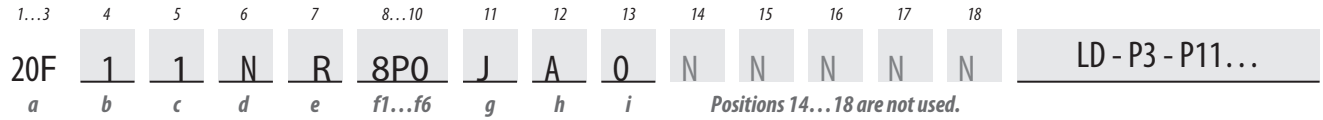
d

Enclosure		
Code	Description	Frames
R	IP20, NEMA/UL Type Open, Frame 1	1
F ⁽¹⁾	Flange (NEMA/UL Type 4X/12 back)	2...5
G	IP54, NEMA/UL Type 12	2...7
N ⁽²⁾	IP20/IP00, NEMA/UL Type Open	2...7
B ⁽³⁾	IP20, NEMA/UL Type 1, 600 mm (23.6 in.) Deep, Standard Cabinet Color (RAL 7032)	8...10
J ⁽³⁾	IP54, UL Type 12, 800 mm (31.5 in.) Deep, Standard Cabinet Color (RAL 7032)	8...10
K ⁽³⁾	IP54, NEMA 12, 2500 MCC Style Cabinet and Options w/MCC Power Bus, 800 mm (31.5 in.) Deep, Standard Cabinet Color (RAL 7032)	8...10
L ⁽³⁾	IP20, NEMA/UL Type 1, 800 mm (31.5 in.) Deep, Standard Cabinet Color (RAL 7032)	8...10
P ⁽³⁾	IP20, NEMA/UL Type 1, 2500 MCC Style Cabinet and Options w/MCC Power Bus, 800 mm (31.5 in.) Deep, Standard Cabinet Color (RAL 7032)	8...10
W ⁽³⁾	IP20, NEMA/UL Type 1, 2500 MCC Style Cabinet and Options w/MCC Power Bus, 800 mm (31.5 in.) Deep, CenterLine 2100 Gray (ASA49)	8...10
Y ⁽³⁾	IP54, NEMA 12, 2500 MCC Style Cabinet and Options w/MCC Power Bus, 800 mm (31.5 in.) Deep, CenterLine 2100 Gray (ASA49)	8...10
T	IP00, UL Open Type without Control POD	8...10

(1) Drive must be programmed to obtain low (208VAC) voltage rating.
 (2) For Frames 6 and 7, a user-installed flange kit (20-750-FLNG4-Fx) is available to convert a Code N drive that provides a NEMA/UL Type 4X/12 back.

(1) For Frames 6 and 7, a user-installed flange kit (20-750-FLNG4-Fx) is available to convert a Code N drive that provides a NEMA/UL Type 4X/12 back.

(1) For Frames 6...7, a user installed flange kit (20-750-FLNG4-Fx) is available to convert a Code N drive that provides a NEMA/UL Type 4X/12 back.
 (2) Frames 2...5 are IP20, Frames 6...7 are IP00.
 (3) Available as a drive with options (21G).



ND Rating						
400V, 50 Hz Input						
Code	Amps	kW	Frame			
			Enclosure Code			
			B, J, L, T	F	G	N
2P1	2.1	0.75				
3P5	3.5	1.5				
5P0	5.0	2.2				
8P7	8.7	4	2	2	2	1
011	11.5	5.5				
015	15.4	7.5				
022	22	11				
030	30	15				
037	37	18.5	3	3	3	
043	43	22				
060	60	30	4	4	4	
072	72	37		5		
085	85	45	5		5	
104	104	55				
140	140	75				
170	170	90				
205	205	110				
260	260	132				
302	302	160				
367	367	200				
456	456	250				
460	460	250	8	-	-	8 ⁽²⁾
477	477	270	-	(1)	-	7
540	540	315				
567	567	315				
650	650	355	8			8 ⁽²⁾
750	750	400				
770	770	400				
910	910	500				
1K0	1040	560				
1K1	1090	630				
1K2	1175	710	9			9 ⁽²⁾
1K4	1465	800				
1K5	1480	850				
1K6	1590	900				
2K1	2150	1250				10 ⁽²⁾

ND Rating						
480V, 60 Hz Input						
Code	Amps	Hp	Frame			
			Enclosure Code			
			B, J, L, T	F	G	N
2P1	2.1	1				
3P4	3.4	2				
5P0	5.0	3				
8P0	8.0	5		2	2	2
011	11	7.5				
014	14	10				
022	22	15				
027	27	20				
034	34	25	3	3	3	
040	40	30				
052	52	40	4	4	4	
065	65	50		5		
077	77	60	5		5	
096	96	75				
125	125	100				
156	156	125				
186	186	150				
248	248	200	(1)			
302	302	250				
361	361	300				
415	415	350				
430	430	350	8	-	-	8 ⁽²⁾
477	477	400	-	(1)	-	7
485	485	400				
545	545	450				
617	617	500	8			8 ⁽²⁾
710	710	600				
740	740	650				
800	800	700				
960	960	800				
1K0	1045	900	9			9 ⁽²⁾
1K2	1135	1000				
1K3	1365	1100				
1K4	1420	1250				
1K5	1525	1350	10			10 ⁽²⁾
2K0	2070	1750				

ND Rating						
600V, 60 Hz Input						
Code	Amps	Hp	Frame			
			Enclosure Code			
			B, J, L, T	F	G	N
1P7	1.7	1				
2P7	2.7	2				
3P9	3.9	3				
6P1	6.1	5	3	3	3	
9P0	9	7.5				
011	11	10				
012 ⁽¹⁾	12	10	-	6	6	
017	17	15	3	3	3	
018 ⁽¹⁾	18	15	-	6	6	
022	22	20	3	3	3	
023 ⁽¹⁾	23	20				
024 ⁽¹⁾	24	20	-	6	6	
027	27	25	4	4	4	
028 ⁽¹⁾	28	25	-	6	6	
032	32	30	4	4	4	
033 ⁽¹⁾	33	30	-	6	6	
041	41	40	5	5	5	
042 ⁽¹⁾	42	40	-	6	6	
052	52	50	5	-	5	
053 ⁽¹⁾	53	50				
063	63	60				
077	77	75				
099	99	100				
125	125	125	(2)	6	6	
144	144	150				
192	192	200				
242	242	250				
289	289	300		7	7	
295	295	300				
355	355	350				
395	395	400				
435	435	450	8			8 ⁽³⁾
460	460	500				
510	510	500				
595	595	600				
630	630	700				
760	760	800				
825	825	900	9			9 ⁽³⁾
900	900	950				
980	980	1000				
1K1	1110	1100				
1K4	1430	1400	10			10 ⁽³⁾

(1) For Frames 6...7, a user installed flange kit (20-750-FLNG4-Fx) is available to convert a Code N drive that provides a NEMA/UL Type 4X/12 back.

(2) Available as a drive with options (21G).

(1) For Frames 6...7, a user installed flange kit (20-750-FLNG4-Fx) is available to convert a Code N drive that provides a NEMA/UL Type 4X/12 back.

(2) Available as a drive with options (21G).

(1) Required for uncontrolled common DC bus applications. Optional for all AC applications.

(2) For Frames 6...7, a user installed flange kit (20-750-FLNG4-Fx) is available to convert a Code N drive that provides a NEMA/UL Type 4X/12 back.

(3) Available as a drive with options (21G).

1...3 4 5 6 7 8...10 11 12 13 14 15 16 17 18
20F 1 1 N R 8PO J A 0 N N N N N LD - P3 - P11...
a b c d e f1...f6 g h i Positions 14...18 are not used.

ND Rating			Frame						
690V, 50 Hz Input (not UL Listed)			Enclosure Code						
Code	Amps	kW	B, J, L, T	F	G	N	K, P, W, Y	R	
012	12	7.5							
015	15	11							
020	20	15							
023	23	18.5							
030	30	22							
034	34	30							
046	46	37			6	6			
050	50	45							
061	61	55							
082	82	75							
098	98	90		(1)					
119	119	110							
142	142	132							
171	171	160							
212	212	200			7	7			
263	263	250							
265	265	250							
330	330	315							
370	370	355							
415	415	400	8				g ⁽²⁾		
460	460	450							
500	500	500							
590	590	560							
650	650	630							
710	710	710							
765	765	750							
795	795	800	9				g ⁽²⁾		
960	960	900							
1K0	1040	1000							
1K4	1400	1400	10				10 ⁽²⁾		

- (1) For Frames 6...7, a user installed flange kit (20-750-FLNG4-Fx) is available to convert a Code N drive that provides a NEMA/UL Type 4X/12 back.
- (2) Available as a drive with options (21G).

Door Mounted HIM (Frames 8...10)	
Code	Operator Interface
0	No Door Mounted HIM
2	Enhanced LCD, Full Numeric, IP20
4	Enhanced LCD, Full Numeric, IP66 NEMA Type 4X/12

*PowerFlex 755 w/Options (21G)
Required Selections*

Code	Option	Frames	Type
LD	Light Duty	8...10	System Overload Duty Cycle ⁽¹⁾
ND	Normal Duty		
HD	Heavy Duty		
P3	Input Thermal-magnetic Circuit Breaker	8...10	Power Disconnect ⁽¹⁾
P5	Input Non-Fused Molded Case Disconnect Switch	8 Only	
P14	Wiring Only Bay	8...10	Wiring Only Bay

(1) Only one option of this type can be selected.

*PowerFlex 755 w/Options (21G)
Additional Selections*

Code	Option	Frames	Type
P11	Input Contactor	8 Only	Contactors ⁽¹⁾⁽²⁾
P12	Output Contactor		
L1	3% Input Reactor	8...9	Reactors ⁽¹⁾
L2	3% Output Reactor		
L3	5% Input Reactor	8 Only	
L4	5% Output Reactor		
P20	1200 A Bus	8...10	MCC Power Bus Capacity ⁽¹⁾
P22	2000 A Bus		
P24	3000 A Bus		
P30	UPS Control Bus, DC Input w/Precharge only	8...10	UPS Control Bus
X1	Auxiliary Transformer (500VA available), IP20 Cabinet Only	8 Only ⁽³⁾	Auxiliary Power

- (1) Only one option of this type can be selected.
- (2) Contactor options are not available for systems with MCC power bus.
- (3) Standard on all other cabinet configurations.

g

Filtering and CM Cap Configuration		
Code	Filtering	Default CM Cap Connection
A	Yes	Jumper Removed
J	Yes	Jumper Installed

h

Dynamic Braking ⁽¹⁾		
Code	Internal Resistor ⁽²⁾	Internal Transistor ⁽³⁾
A	No	Yes
N	No	No

- (1) Not available on Frames 8...10, specify Code 'N'.
- (2) Frames 1...2 only. Internal Resistor kits (20-750-DB1-Dx) sold separately.
- (3) Standard on Frames 1...5, optional on 6...7.