



Typical Series C J-Frame Circuit Breaker

- All Series C J-frame Circuit Breakers are HACR rated.
- J-frame circuit breakers are available as individual components (Frame, Trip Unit, Terminals), or factory assembled complete breakers.
- J-frame circuit breakers with non-interchangeable trip units are suitable for reverse feed use.

### Interrupting Capacity Ratings

#### UL489 Interrupting Capacity Ratings

Circuit Breaker Type	Number of Poles	Interrupting Capacity (Symmetrical Amperes) (kA)						Page Number
		Volts Ac (50/60 Hz)				Volts Dc		
		240	480	600	125	250 <sup>①②</sup>	500 <sup>③</sup>	
JDB	2, 3	65	35	18	—	10	—	39
JD	2, 3, 4	65	35	18	—	10	—	38
HJD	2, 3, 4	100	65	25	—	22	—	38
JDC	2, 3, 4	200	100	35	—	22	—	38



#### IEC 157-1 (P1) Interrupting Capacity Ratings

Circuit Breaker Type	Number of Poles	Interrupting Capacity (Symmetrical Amperes) (kA)						Page Number
		Volts Ac (50/60 Hz)					Volts Dc	
		240	380	415	600	125	250 <sup>①②</sup>	
JD	2, 3, 4	65	35	35	—	—	10	38
HJD	2, 3, 4	100	65	65	—	—	22	38
JDC	2, 3, 4	200	100	100	—	—	22	38

① 2-pole circuit breaker or two outside poles of 3-pole circuit breaker.  
 ② Time constant is 3 milliseconds minimum at 10 kA and 8 milliseconds minimum at 22 kA.  
 ③ 8 milliseconds time constant.

## Series C® J-Frame

## Types JD, HJD, and JDC Thermal-Magnetic Circuit Breakers with Interchangeable Trip Units

Maximum Continuous Ampere Rating @ 40°C	Standard Interrupting Capacity 600 Vac Rated 25 kAIC @ 480 Vac		High Interrupting Capacity 600 Vac Rated 65 kAIC @ 480 Vac		Ultra High Interrupting Capacity Current Limiting 600 Vac Rated 100 kAIC @ 480 Vac		Thermal Magnetic Trip Unit Only  For Use With: Standard or High or Ultra High Interrupting Frames	Standard Terminals Only  See Page 40 for Optional Terminals
	Factory Assembled Circuit Consisting of Frame, Trip Unit, and Terminals	Frame Only	Factory Assembled Circuit Consisting of Frame, Trip Unit, and Terminals	Frame Only	Factory Assembled Circuit Consisting of Frame, Trip Unit, and Terminals	Frame Only		
	Catalog Number							

## 2-Pole

70	JD2070	JD2250F	HJD2070	HJD2250F	JDC2070	JDC2250F	JT2070T	TA250KB①
90	JD2090		HJD2090		JDC2090		JT2090T	
100	JD2100		HJD2100		JDC2100		JT2100T	
125	JD2125		HJD2125		JDC2125		JT2125T	
150	JD2150		HJD2150		JDC2150		JT2150T	
175	JD2175		HJD2175		JDC2175		JT2175T	
200	JD2200		HJD2200		JDC2200		JT2200T	
225	JD2225		HJD2225		JDC2225		JT2225T	
250	JD2250		HJD2250		JDC2250		JT2250T	

## 3-Pole

70	JD3070	JD3250F	HJD3070	HJD3250F	JDC3070	JDC3250F	JT3070T	TA250KB①
90	JD3090		HJD3090		JDC3090		JT3090T	
100	JD3100		HJD3100		JDC3100		JT3100T	
125	JD3125		HJD3125		JDC3125		JT3125T	
150	JD3150		HJD3150		JDC3150		JT3150T	
175	JD3175		HJD3175		JDC3175		JT3175T	
200	JD3200		HJD3200		JDC3200		JT3200T	
225	JD3225		HJD3225		JDC3225		JT3225T	
250	JD3250		HJD3250		JDC3250		JT3250T	

## 4-Pole②③

70	JD4070	JD4250F	HJD4070	HJD4250F	JDC4070	JDC4250F	JT4070T	TA250KB①
90	JD4090		HJD4090		JDC4090		JT4090T	
100	JD4100		HJD4100		JDC4100		JT4100T	
125	JD4125		HJD4125		JDC4125		JT4125T	
150	JD4150		HJD4150		JDC4150		JT4150T	
175	JD4175		HJD4175		JDC4175		JT4175T	
200	JD4200		HJD4200		JDC4200		JT4200T	
225	JD4225		HJD4225		JDC4225		JT4225T	
250	JD4250		HJD4250		JDC4250		JT4250T	

Instruction Leaflet/FRED Number 29C103 for Breaker; 29C600 for Thermal Magnetic Trip Unit

① Individually packed.

② Fully rated neutral pole with no protection.

③ Neutral is in right pole.

## Series C® J-Frame

### Line and Load Terminals

Line and load terminals provide wire connecting capabilities for specific ranges of continuous current ratings and wire types. All terminals comply with Underwriters Laboratories, Inc., Standards UL486A and UL486B and CSA Standard C22.2 No. 65, or Electrical Bulletin 1165. Unless otherwise specified, J-frame circuit breaker line and load terminals are shipped separately for field installation.

The bottom of the standard TA250KB terminal contains a recess which is positioned over the J-frame circuit breaker terminal conductor.

### Ordering Information

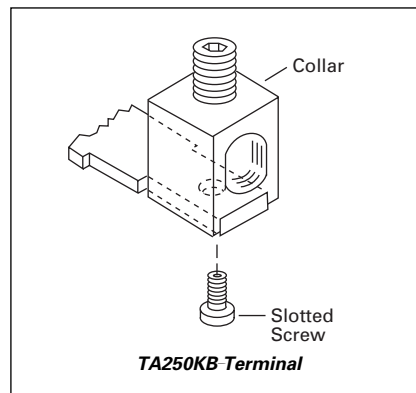
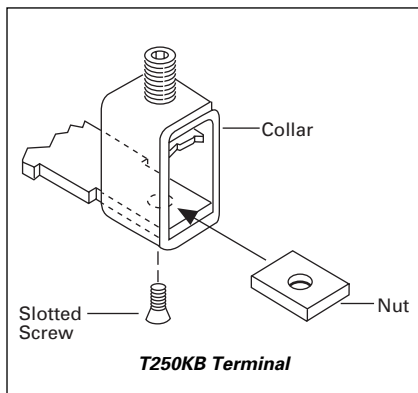
J-frame circuit breakers use Cu/Al terminals as standard. When optional copper-only terminals are required, order by catalog number. Specify if factory installation is required.

### Line and Load Terminals

Maximum Breaker Amperes	Terminal Body Material	Wire Type	AWG Wire Range/ No. Conductors	Metric Wire Range mm <sup>2</sup>	Catalog Numbers
-------------------------	------------------------	-----------	-----------------------------------	-----------------------------------	-----------------

#### Standard Cu/Al Pressure Terminals

250 250	Aluminum Stainless Steel	Cu/Al Cu	#4-350 kcmil #4-350 kcmil	25-185 25-185	<b>TA250KB</b> <b>T250KB</b>
------------	-----------------------------	-------------	------------------------------	------------------	---------------------------------

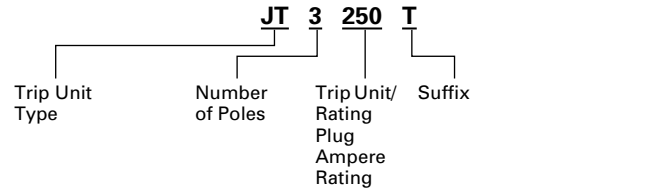
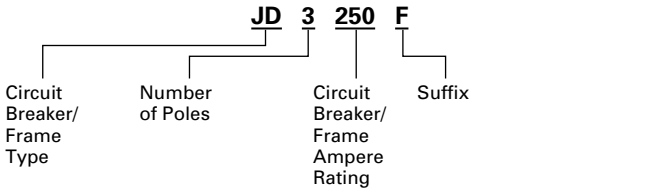


**Catalog Numbering System**

This information is presented only as an aid to understanding catalog numbers. It is not to be used to build catalog numbers for circuit breakers or trip units.

**Circuit Breaker/Frame Catalog Number**

**Trip Unit Catalog Number**



- JDB → 2: 2 Poles
- JD → 3: 3 Poles
- HJD → 4: 4 Poles
- JDC
- 70
- 90
- 100
- 125
- 150
- 175
- 200
- 225
- 250
- C: Non-Aluminum Terminals
- F: Frame Only
- K: High Magnetic Molded Case Switch
- V: 50°C Calibration
- W: Without Terminals
- X: Load Side Terminals Only
- Y: Line Side Terminals Only

- JT: Thermal-Magnetic
- 2
- 3
- 4
- 70
- 90
- 100
- 125
- 150
- 175
- 200
- 225
- 250
- T: Trip Unit Thermal-Magnetic Fixed Thermal Adj. Magnetic (Thermal-Magnetic Trip Units Only)
- V: 50°C Calibration (Thermal-Magnetic Trip Units Only)

**Dimensions/Weights**

**Dimensions, Inches (mm)**

Number of Poles	Width	Height	Depth
2, 3	4.125 (105)	10 (255)	4.063 (103)
4	5.5 (140)	10 (254)	4.063 (103)

**Approximate Shipping Weight, Lbs. (kg)**

Breaker Type	Complete Breaker			Frame Only			Trip Unit <sup>①</sup>		
	Number of Poles								
	2	3	4	2	3	4	2	3	4
JDB	11.25 (5.103)	12.5 (5.670)	—	—	—	—	—	—	—
JD	11.25 (5.103)	12.5 (5.670)	13.25 (6.010)	9 (4.082)	10 (4.536)	10.5 (4.763)	2 (.907)	2 (.907)	2.25 (1.021)
HJD	11.25 (5.103)	12.5 (5.670)	13.25 (6.010)	9 (4.082)	10 (4.536)	10.5 (4.763)	2 (.907)	2 (.907)	2.25 (1.021)
JDC	12.25 (5.103)	13.5 (6.124)	14.25 (6.470)	10 (4.536)	11 (4.990)	11.5 (5.217)	2 (.907)	2 (.907)	2.25 (1.021)

## Series C® J-Frame

## Series C® J-Frame Allowable Accessory Combinations

Different combinations of accessories can be supplied, depending on the types of accessories and the number of poles in the circuit breaker.

	Reference Page	2-, 3-Pole			4-Pole				
		Left	Center	Right	Left	Center	Right	Neu.	
<b>Internal Accessories (Only One Internal Accessory Per Pole)</b>									
Alarm Lockout (Make/Break)	140								
Auxiliary Switch (1A, 1B)	142	■		■	■		■		
Auxiliary Switch (2A, 2B)	142	■		■	■		■		
Auxiliary Switch and Alarm Switch Combination	145	□		□	□		□		
Shunt Trip – Standard	148	■		■	■		■		
Shunt Trip – Low Energy	152	■		■	■		■		
Undervoltage Release Mechanism	155	■		■	■		■		
<b>External Accessories</b>									
End Cap Kit	161		●				●		
Plug Nut	161		●				●		
Control Wire Terminal Kit	162		●				●		
Multiwire Connectors	162		●				●		
Base Mounting Hardware	163		●				●		
Terminal Shields	165		●				●		
Interphase Barriers	166		●				●		
Non-Padlockable Handle Block	168		■				■		
Padlockable Handle Block	168		■				■		
Padlockable Handle Lock Hasp	169	□		□	□		□		
Cylinder Lock	169	□		□	□		□		
Key Interlock Kit	170	□		□	□		□		
Sliding Bar Interlock – Requires Two Breakers	171		●				●		
Electrical (Solenoid) Operator	172		●				●		
Plug-in Adapters	174		●				●		
Rear Connecting Studs	176		●				●		
Panelboard Connecting Straps	177		●				●		
Handle Mechanisms	178		●				●		
Door Hardware/Accessories	182		●				●		
Handle Extension	182		●				●		
IQ Energy Sentinel	184		●				●		
<b>Modifications (Refer to Cutler-Hammer)</b>									
Special Calibration	186		●				●		
Moisture Fungus Treatment	186		●				●		
Freeze-Tested Circuit Breakers	186		●				●		
Marine/Naval Application	186		●				●		

■ Applicable in indicated pole position

□ May be mounted on left or right pole – not both

● Accessory available/Modification available



# AB DE-ION Circuit Breakers

## Series C Types JDB, JD, HJD Equipped With Type JT Thermal-Magnetic Trip Unit

