

Series C Molded Case Circuit Breakers 400 – 1200 Amperes

N-Frame

Type ND Molded Case Switches

Table 12-266. Type ND Molded Case Switches

Continuous Ampere Rating at 40°C	3-Pole		4-Pole ①	
	Catalog Number	Price U.S. \$	Catalog Number	Price U.S. \$
800	ND3800WK HND3800WK		ND4800WK HND4800WK	
1200	ND312WK HND312WK		ND412WK HND412WK	

① Neutral is in right pole.

Note: Molded case switch will trip above 14,000 amperes.

Note: For UL listed, series tested molded case switch application data, refer to Eaton.

Line and Load Terminals

Ordering Information

N-Frame circuit breakers use Cu/Al terminals as standard. When optional copper or Cu/Al terminals are required, order by Catalog Number. Specify if factory installation is required.

Table 12-267. Line and Load Terminals

Maximum Breaker Amperes	Terminal Body Material	Wire Type	AWG Wire Range/ No. Conductors	Metric Wire Range mm ²	Catalog Number	Price U.S. \$
Standard Cu/Al Pressure Terminals						
700	Aluminum	Cu/Al	(2) 1 – 500 kcmil	50 – 240	TA700NB1	
1000	Aluminum	Cu/Al	(3) 3/0 – 400 kcmil	95 – 185	TA1000NB1 ②	
1200	Aluminum	Cu/Al	(4) 4/0 – 500 kcmil	120 – 240	TA1200NB1 ②	
1200	Aluminum	Cu/Al	(3) 500 – 750 kcmil	300 – 400	TA1201NB1 ③	
Optional Copper and Cu/Al Pressure Type Terminals						
700	Copper	Cu	(2) 2/0 – 500 kcmil	70 – 240	T700NB1	
1000	Copper	Cu	(3) 3/0 – 500 kcmil	95 – 240	T1000NB1	
1200	Copper	Cu	(4) 3/0 – 400 kcmil	95 – 185	T1200NB3	

② Terminal rating is AL9CU.

③ Terminal rating is AL7CU.

12

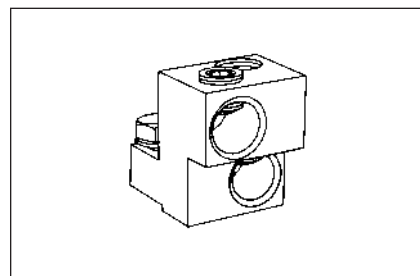


Figure 12-33. TA700NB1

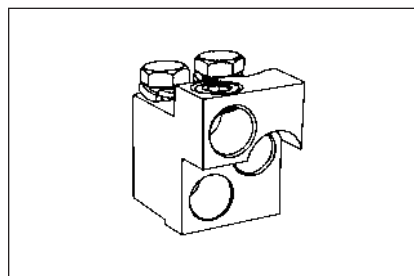


Figure 12-34. TA1000NB1

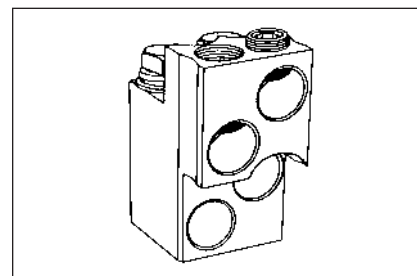


Figure 12-35. TA1200NB1

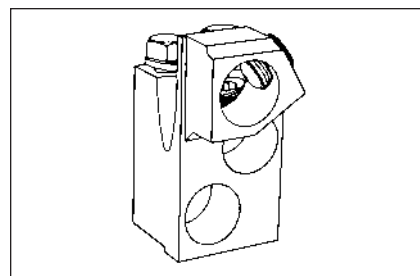


Figure 12-36. TA1201NB1

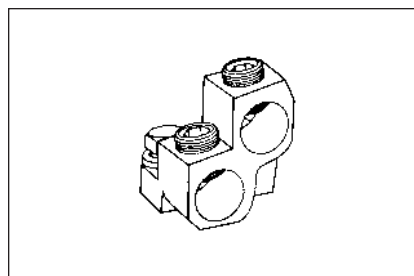


Figure 12-37. T700NB1

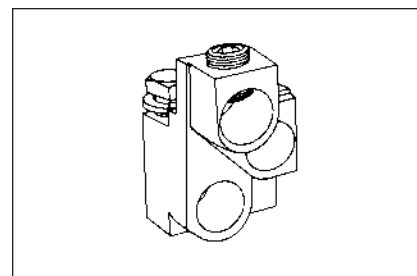


Figure 12-38. T1000NB1

Discount Symbol CB-2