

# LOW-PEAK®

Dual-Element, Time-Delay Fuses  
Class RK1 – 600 Volt

# LPS-RK

0-60 Amps



Catalog Symbol: LPS-RK\_SP  
Dual-Element, Time-Delay – 10 seconds (minimum) at 500% rated current

Current-Limiting

Ampere Rating: 1/10 to 60A

Voltage Rating: 600Vac (or less)  
300Vdc (or less)

Interrupting Rating:

ac: 300,000A RMS Sym.

dc: 100,000A

Agency Information:

UL Listed, Special Purpose\*\*, Guide JFHR, File E56412

CSA Certified, (200,000AIR), Class RK1 per CSA C22.2,  
No. 248.12, Class 1422-02, File 53787

\*\*Meets all performance requirements of UL Standard 248-12 for Class RK1 fuses.

Catalog Symbol and Amperes

|                 |                 |                 |             |
|-----------------|-----------------|-----------------|-------------|
| LPS-RK-1/10SP   | LPS-RK-1 1/2SP  | LPS-RK-5SP      | LPS-RK-20SP |
| LPS-RK-2/10SP   | LPS-RK-1 1/10SP | LPS-RK-5 1/10SP | LPS-RK-25SP |
| LPS-RK-3/10SP   | LPS-RK-1 1/10SP | LPS-RK-6SP      | LPS-RK-30SP |
| LPS-RK-4/10SP   | LPS-RK-2 1/4SP  | LPS-RK-6 1/4SP  | LPS-RK-35SP |
| LPS-RK-1/2SP    | LPS-RK-2 1/2SP  | LPS-RK-7SP      | LPS-RK-40SP |
| LPS-RK-9/10SP   | LPS-RK-2 8/10SP | LPS-RK-8SP      | LPS-RK-45SP |
| LPS-RK-8/10SP   | LPS-RK-3SP      | LPS-RK-9SP      | LPS-RK-50SP |
| LPS-RK-1SP      | LPS-RK-3 1/10SP | LPS-RK-10SP     | LPS-RK-60SP |
| LPS-RK-1 1/8SP  | LPS-RK-3 1/2SP  | LPS-RK-12SP     | —           |
| LPS-RK-1 1/4SP  | LPS-RK-4SP      | LPS-RK-15SP     | —           |
| LPS-RK-1 1/10SP | LPS-RK-4 1/2SP  | LPS-RK-17 1/2SP | —           |

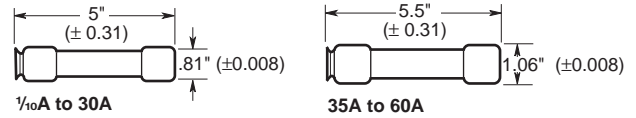
Carton Quantity and Weight

| Ampere Ratings | Carton Qty. | Weight* |       |
|----------------|-------------|---------|-------|
|                |             | Lbs.    | Kg.   |
| 0-30           | 10          | 1.6     | 0.725 |
| 35-60          | 10          | 2.6     | 1.178 |

\*Weight per carton.

CE CE logo denotes compliance with European Union Low Voltage Directive (50-1000Vac, 75-1500Vdc). Refer to Data Sheet: 8002 or contact Bussmann Application Engineering at 636-527-1270 for more information.

## Dimensional Data



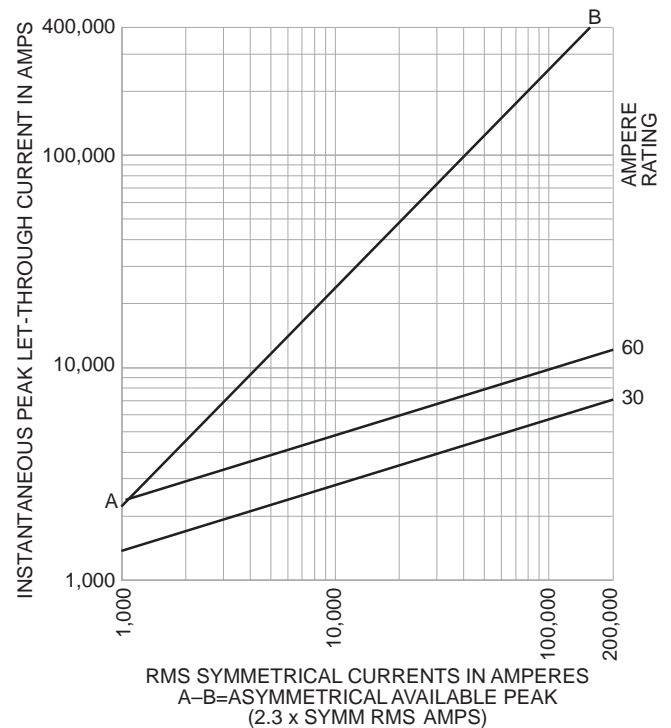
## Features:

- Current-limitation for maximum short-circuit protection.
- Type 2 protection for IEC and NEMA starters when properly sized.
- High inrush current motor protection.
- Time-delay permits 130% FLA sizing for back-up motor protection.
- Protection against single-phase motor damage.
- Low watt loss power consumption.
- Electrically isolated end caps.
- 300Vdc, UL Listed.

## Applications:

- Branch distribution
- Motors
- Transformers
- Solenoids
- General purpose circuits

## Current-Limitation Curve



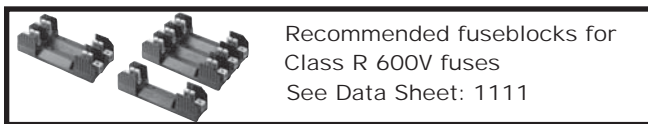
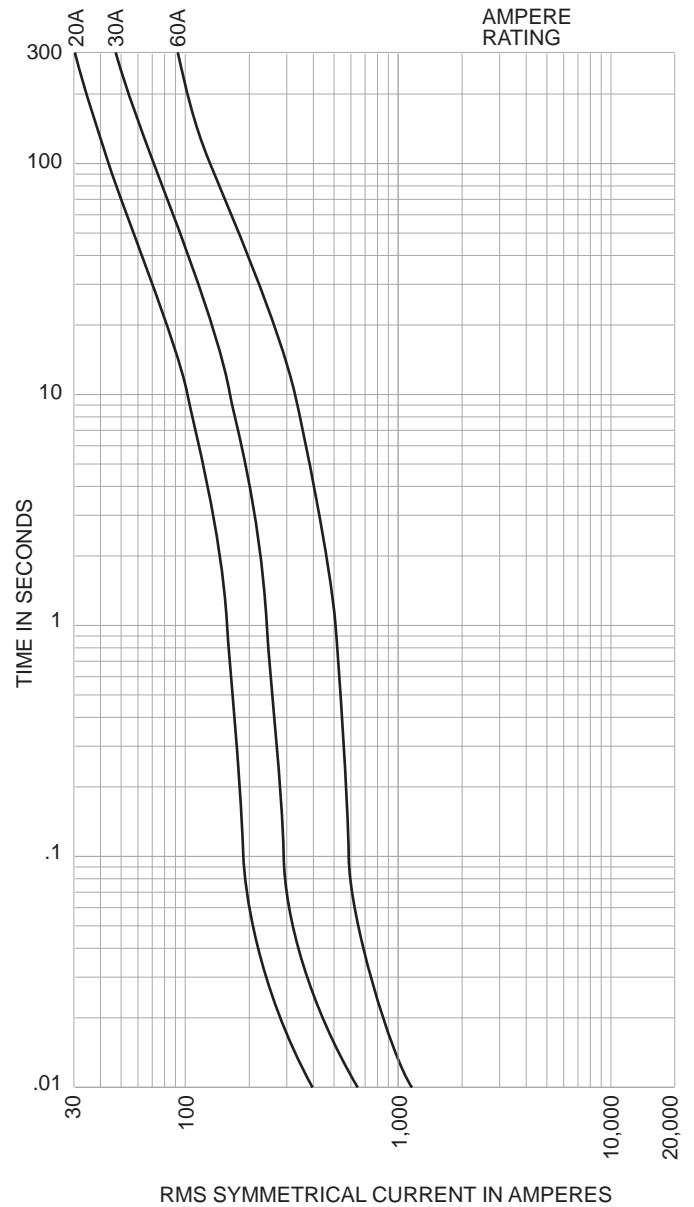
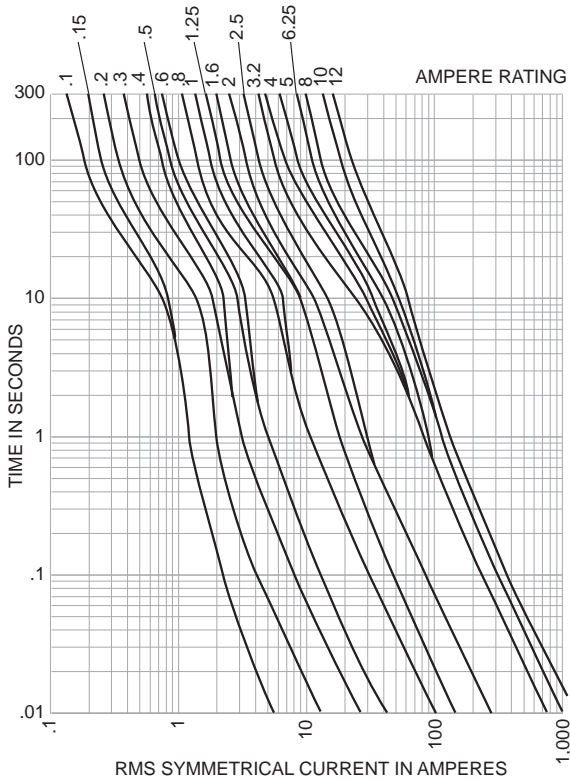
# LOW-PEAK®

Dual-Element, Time-Delay Fuses  
Class RK1 – 600 Volt

# LPS-RK

0-60 Amps

Time-Current Characteristic Curves—Average Melt



The only controlled copy of this Data Sheet is the electronic read-only version located on the Bussmann Network Drive. All other copies of this document are by definition uncontrolled. This bulletin is intended to clearly present comprehensive product data and provide technical information that will help the end user with design applications. Bussmann reserves the right, without notice, to change design or construction of any products and to discontinue or limit distribution of any products. Bussmann also reserves the right to change or update, without notice, any technical information contained in this bulletin. Once a product has been selected, it should be tested by the user in all possible applications.