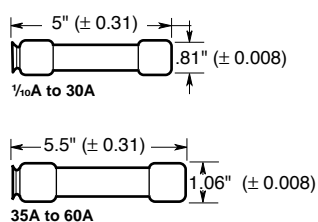


Fusetron® Dual-Element, Time-Delay Fuses Class RK5 – 600 Volt

FRS-R 1/10-60A



Dimensional Data



Catalog Symbol: FRS-R
Dual-Element, Time-Delay – 10 second (minimum) at 500% rated current
Current-Limiting
Ampere Rating: 1/10 to 60A
Voltage Rating: 600Vac (or less)
Interrupting Rating: 200,000A RMS Sym. dc Ratings (20,000AIC @ 250Vdc)
Agency Information:
UL Listed, Std. 248-12, Class RK5, Guide JDDZ, File E4273
CSA Certified, C22.2 No. 248.12, Class 1422-02, File 53787

Catalog Numbers

FRS-R-1/10	FRS-R-1 8/10	FRS-R-8
FRS-R-1/8	FRS-R-2	FRS-R-9
FRS-R-1 5/100	FRS-R-2 1/4	FRS-R-10
FRS-R-2/10	FRS-R-2 1/2	FRS-R-12
FRS-R-1/4	FRS-R-2 9/10	FRS-R-15
FRS-R-3/10	FRS-R-3	FRS-R-17 1/2
FRS-R-4/10	FRS-R-3 3/10	FRS-R-20
FRS-R-1/2	FRS-R-3 1/2	FRS-R-25
FRS-R-9/10	FRS-R-4	FRS-R-30
FRS-R-9/10	FRS-R-4 1/2	FRS-R-35
FRS-R-1	FRS-R-5	FRS-R-40
FRS-R-1 1/8	FRS-R-5 9/10	FRS-R-45
FRS-R-1 1/4	FRS-R-6	FRS-R-50
FRS-R-1 1/10	FRS-R-6 1/4	FRS-R-60
FRS-R-1 1/2	FRS-R-7	—
FRS-R-1 9/10	FRS-R-7 1/2	—

Carton Quantity and Weight

Ampere Ratings	Carton Qty.	Weight*	
		Lbs.	Kg.
1/10-15	10	0.40	0.181
17.5-30	10	0.50	0.277
35-60	10	3.10	1.406


*Weight per carton.

General Information:

- Provides motor overload, ground fault and short-circuit protection. When used in circuits subject to surge currents such as those caused by motors, transformers and other inductive components, these fuses can be sized close to full-load amperes to give maximum overcurrent protection.
- Permits the use of smaller and less costly switches. The time-delay feature makes it possible to use fuse ampere ratings which are much smaller than those of non-time-delay fuses. Considerable cost saving occurs by permitting the use of smaller size switches, panels and fuses themselves.
- Provides a higher degree of short-circuit protection (greater current-limitation) in circuits in which surge currents or temporary overloads occur.
- Helps protect motors against burnout from overloads.
- Gives motor running back-up protection to motors without extra costs.
- Helps protect motors against burnout from single phasing on three phase systems.
- Simplifies and improves blackout prevention (selective coordination).
- Dual-element fuses can be applied in circuits subject to temporary motor overloads and surge currents to provide both high-performance, short-circuit and overload protection.
- The overload element provides protection against low level overcurrent of overloads and will hold an overload which is five times greater than the ampere rating of the fuse for a minimum of ten seconds.

Fuse Reducers For Class R Fuses

Equipment Fuse Clips	Desired Fuse (Case) Size	Catalog Number (Pairs) 600V
60A	30A	No. 663-R
100A	30A	No. 216-R
	60A	No. 616-R
200A	60A	No. 626-R



Recommended fuseblocks for Class R 600V fuses
See Data Sheet: 1111

CE CE logo denotes compliance with European Union Low Voltage Directive (50-1000Vac, 75-1500Vdc). Refer to Data Sheet: 8002 or contact Bussmann Application Engineering at 314-527-1270 for more information.

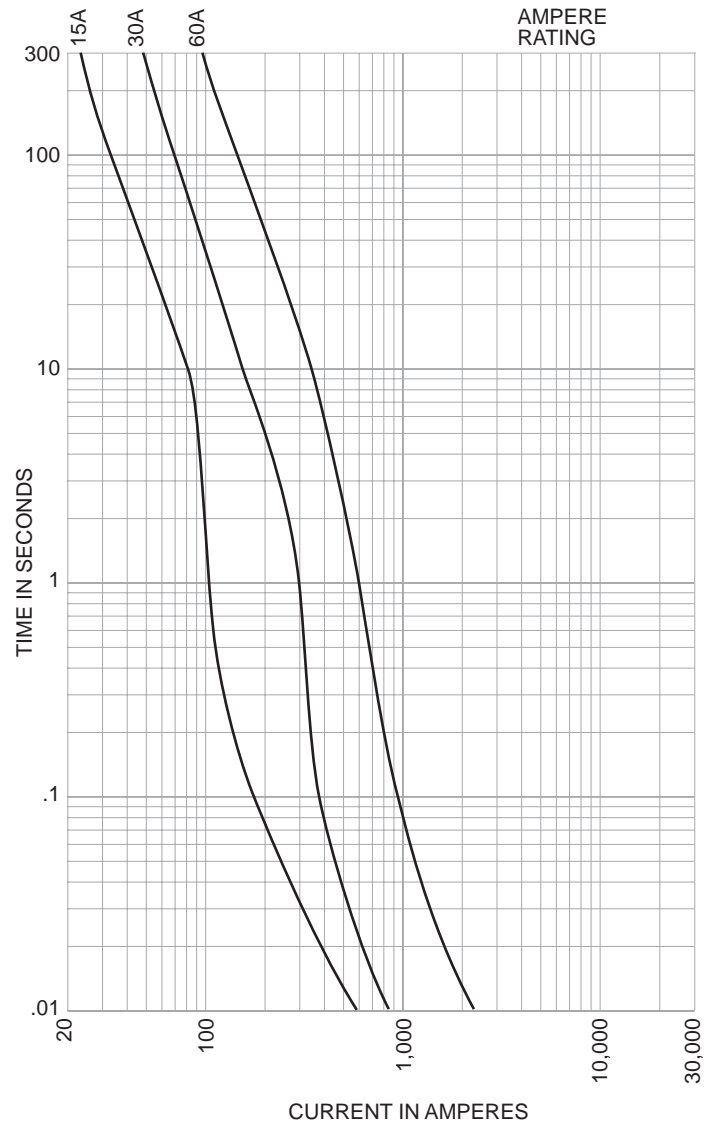
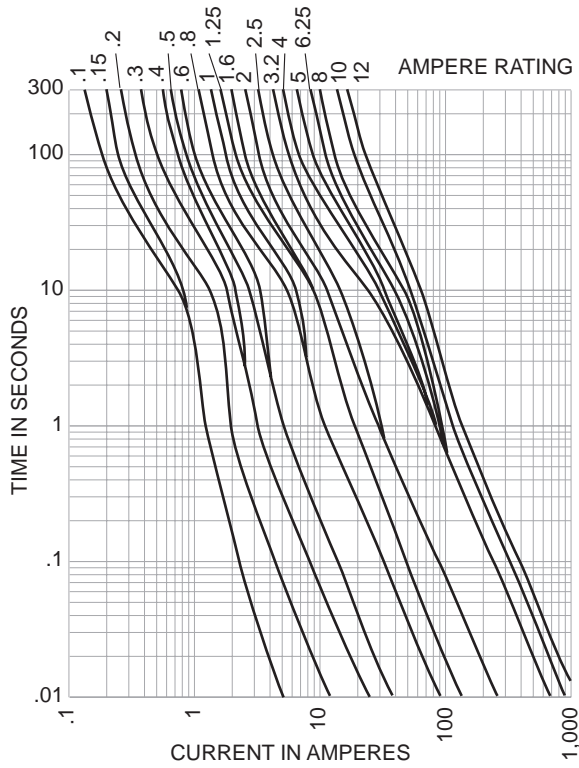
Fusetron®

Dual-Element, Time-Delay Fuses

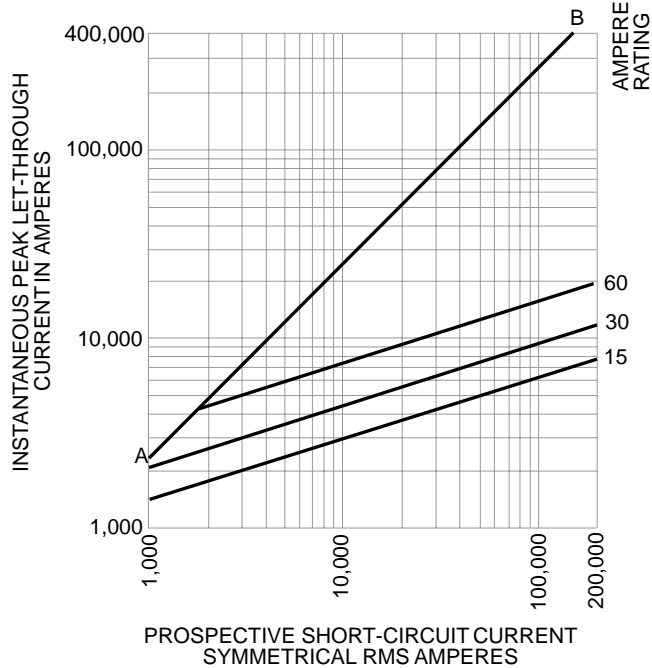
Class RK5 - 600 Volt

FRS-R
1/10-60A

Time-Current Characteristic Curves—Average Melt



Current-Limitation Curves



The only controlled copy of this Data Sheet is the electronic read-only version located on the Bussmann Network Drive. All other copies of this document are by definition uncontrolled. This bulletin is intended to clearly present comprehensive product data and provide technical information that will help the end user with design applications. Bussmann reserves the right, without notice, to change design or construction of any products and to discontinue or limit distribution of any products. Bussmann also reserves the right to change or update, without notice, any technical information contained in this bulletin. Once a product has been selected, it should be tested by the user in all possible applications.