



AccuVar®

Power Protection

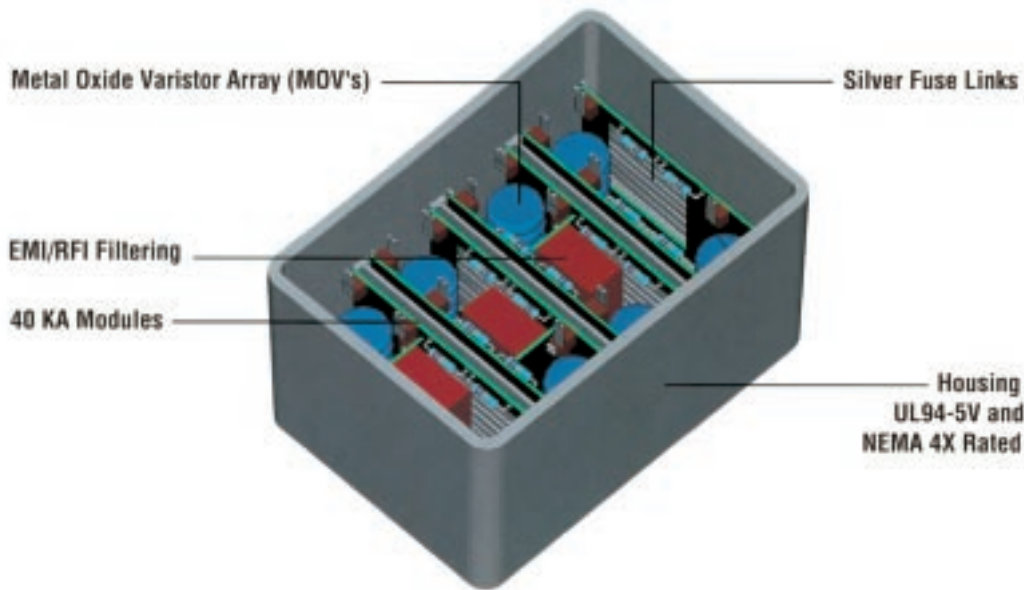
THE INDUSTRY STANDARD FOR SURGE PROTECTION

The AccuVar Series is a multi-phase, multi-mode distribution panel mounted transient voltage surge suppressor (TVSS) that offers continuous protection from damaging transients and electrical line noise.

Features & Benefits

- **Easy, safe,** and maintenance-free operation.
 - **Repeatable surge current** capability for long life.
 - **Easily retrofits** on existing panelboards.
 - **Compact Module** attaches directly to breaker panel.
- Dimensions:
7" L x 4.25" W x 4" D
Weight: 6 lb. 6 oz.
- **Patented** AccuVar Detection Circuitry monitors all modes of failure, including neutral to ground.
 - **ANSI/IEEE C62.41 Category A, B, & C3**
Compatible ANSI/IEEE C62.11, C62.45 Tested.
 - **Tested** in accordance with ANSI/IEEE test standards for secondary arrestors and TVSS.
 - **UL Tested** for outdoor use suitability.
 - **High-isolation dry contacts** for remote system integrity monitoring.
 - **UL 1449, UL 1283, and CSA Listed, CE available.**
 - **10-Year Warranty.**





Maximum Safety:
 The modules used in the AccuVar System are UL tested at 200,000 AIC. Each MOV inside the module is individually fused and matched to within 1% to ensure maximum sharing and full surge current handling capability. These 99.9% pure silver links are ultrafast clearing providing minimal follow current in the event failure occurs.



General Specifications

Connection Means:	Parallel connected
Agency Listings:	UL1449, UL1283, CSA, CE Available
Protection Modes:	All modes standard (L-N, L-G, N-G, L-L) optional—any combination
EMI/RFI Attenuation:	60 dB typical
Response Time:	Less than .5 ns
Operating Frequency:	47/63 Hz
Enclosure:	Gray Noryl HS-1000, Rated 94-5V, NEMA, 12, 4, 4X
Fault Current Rating:	200,000 AIC
Line Frequency:	47–63 HZ
Line Voltage:	+/- 15% nominal
Temperature:	-40 to +60 degrees C
Relative Humidity:	0 to 95% noncondensing
Altitude:	0 to 18,000 feet
Audible Noise:	Less than 45 dBA



LIEBERT CORPORATION

1050 DEARBORN DRIVE
 P.O. Box 29186
 COLUMBUS, OHIO 43229
 800.877.9222 PHONE (U.S. & CANADA ONLY)
 614.888.0246 PHONE (OUTSIDE U.S.)
 614.841.6022 FAX

VIA LEONARDO DA VINCI 8
 ZONA INDUSTRIALE TOGNANA
 35028 PIOVE DI SACCO (PD)
 ITALY
 39 049 9719 111 PHONE
 39 049 5841 257 FAX

23/F ALLIED KAJIMA BLDG.
 138 GLOUCESTER ROAD
 WANCHAI
 HONG KONG
 852 2 572 2201 PHONE
 852 2 831 0114 FAX

LIEBERT WEB SITE

<http://www.liebert.com>

24 x 7 TECH SUPPORT

800 222 5877 PHONE
 614 841 6755 (OUTSIDE U.S.)

While every precaution has been taken to ensure accuracy and completeness in this literature, Liebert Corporation assumes no responsibility, and disclaims all liability for damages resulting from use of this information or for any errors or omissions.

© 2002 Liebert Corporation. All rights reserved throughout the world. Specifications subject to change without notice. All names referred to are trademarks or registered trademarks of their respective owners.

© Liebert and the Liebert logo are registered trademarks of the Liebert Corporation.

© Keeping Business in Business is a registered trademark of the Liebert Corporation.

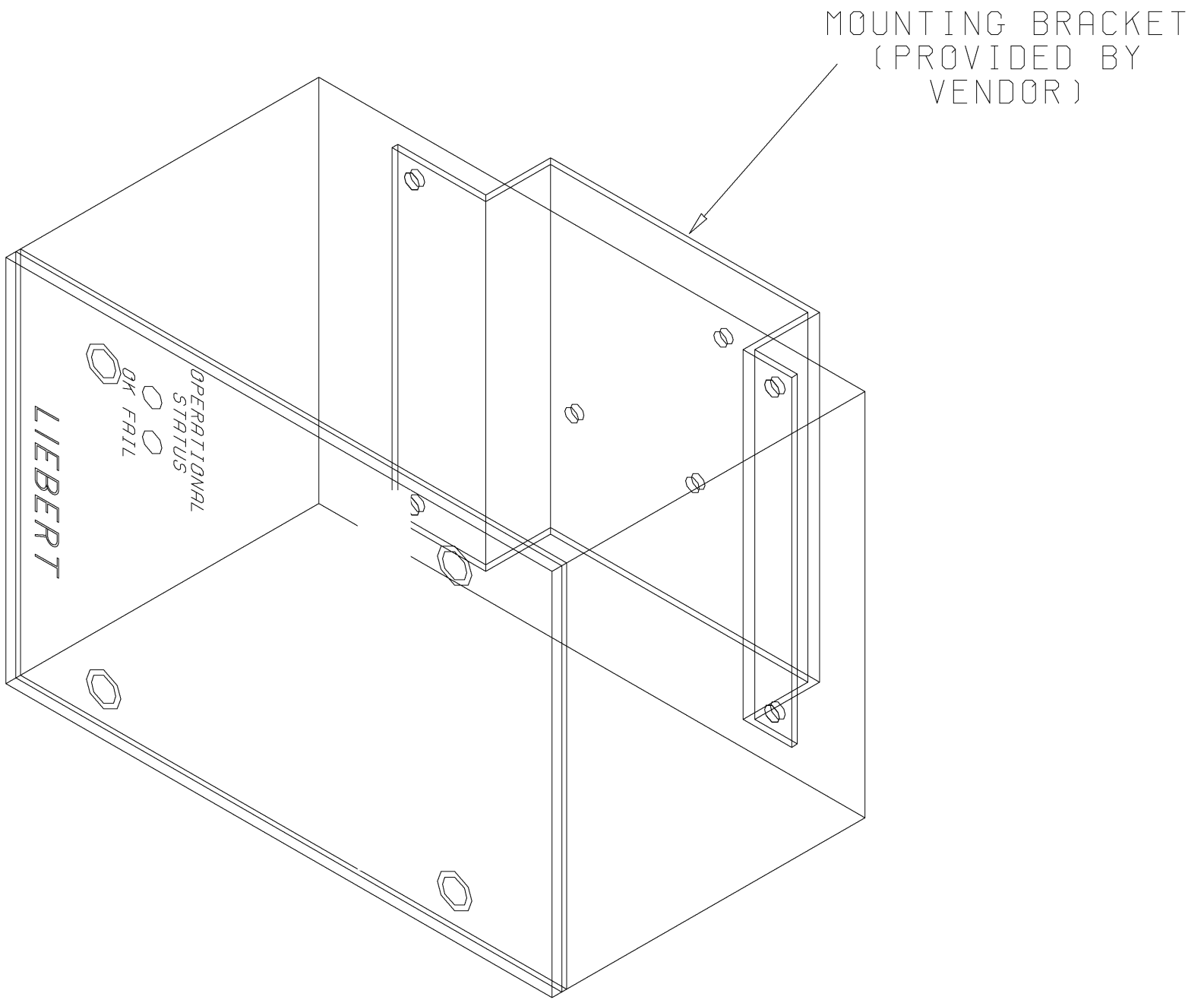
The Emerson logo is a trademark and service mark of Emerson Electric Co.

SL-22040 (2/02)
 Printed in USA



www.liebert.com






-09	1	AB277Y111	480 V WYE 4 WIRE
-08	A	AB600D110	600 V DELTA
-07	A	AB480D110	480 V DELTA
-06	A	AB400D110	380/415 V DELTA
-05	A	AB240D110	240 V DELTA
-04	A	AB346Y110	600 V WYE
-03	A	AB277Y110	480 V WYE
-02	A	AB230Y110	380/415 V WYE
-01	A	AB120Y110	208 V WYE
PART NO.	CHG. LTR.	VENDOR PART NUMBER	APPLICATION



PARTS MUST CONFORM TO APPLICABLE ALLEN-BRADLEY CO. WORKMANSHIP STANDARD 40126-700

REFERENCES	40126-843	SURGE SUPPRESSORS		CV 40126.169.R2.RCK
REVISION	DIMENSIONS APPLY BEFORE SURFACE TREATMENT			 ALLEN-BRADLEY A ROCKWELL INTERNATIONAL COMPANY <small>THIS DRAWING IS THE PROPERTY OF THE ALLEN-BRADLEY CO. INC. AND MAY NOT BE COPIED, USED OR DISCLOSED FOR ANY PURPOSE EXCEPT AS AUTHORIZED IN WRITING BY THE ALLEN-BRADLEY CO. INC.</small>
RELEASE	(DIMENSIONS IN INCHES) TOLERANCES UNLESS OTHERWISE SPECIFIED			
1 21018-96	2 PLACE DECIMAL (.XX) ± .02	DR. P. FUCHS	DATE 01-19-96	
2 21183-03	3 PLACE DECIMAL (.XXX) ± .005	CHKD. N/A	DATE N/A	
REFER. BOOK	ANGLES ± 1°	APPD. T. BOWEN	DATE 01-19-96	SHEET 1 OF 1 DWG. SIZE B 40126-169



AccuVar TVSS Technical Specification

Maximum Continuous Operating Voltage (MCOV).....	120V 125%, all others 115%
Fault Current Rating (AIC).....	200 kAIC
Operating Frequency Range.....	47 – 63 Hz
Connection.....	Parallel (10-14 AWG)
50 Ω EMI/RFI Attenuation.....	10 kHz-100MHz (60 dB – Optional)
Response Time.....	<0.5 ns
Operating Humidity.....	0% to 95%
Status Indication.....	LEDs, Dry Contacts (Optional)
Certifications.....	UL 1449 & 1283, CSA, CE, NEMA LS-1, ISO 9001
Enclosure.....	NEMA 4X
Warranty.....	10 Years parts
Shipping Weight.....	8 lb.



UL 1449 second edition clamping data				
Voltage	L-N	L-G	L-L	N-G
120/208	400	400	800	400
120/240	400	400	800	400
240	X	800	800	X
277/480	800	800	1500	800
480	X	1500	1500	X

MODEL { ACV=ACCUVAR
All=ACCUVAR II

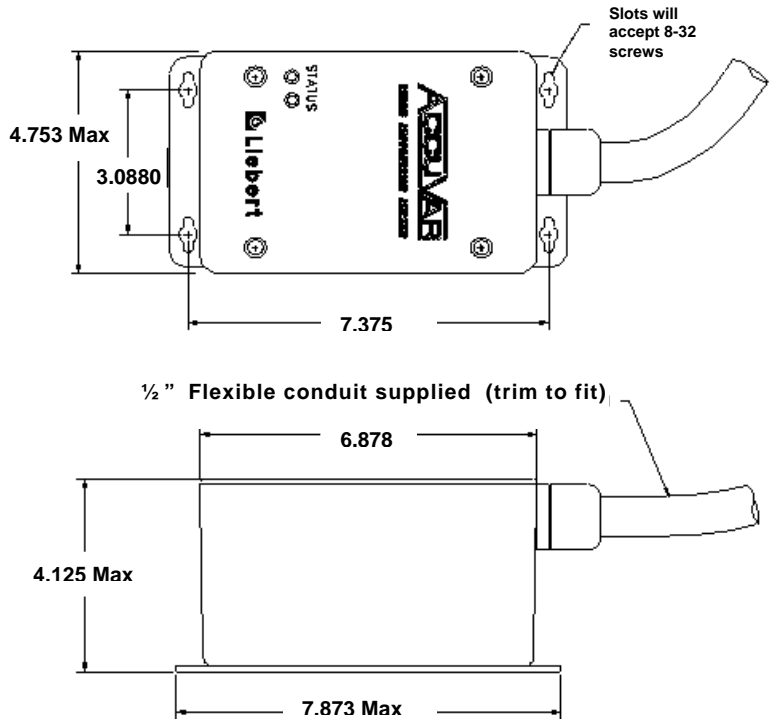
Surge Current		
	Per Mode	Per Phase L-N + L-G
ACV	65kA	130kA
All	80kA	160kA

VOLTAGE
120
208
230
240
277
346
480
600

PHASE { “-”=SINGLE
“S”=SPLIT
“Y”=WYE
“D”=DELTA
“H”=DELTA HI-LEG

MODES { # OF L-N OR L-L
OF L-G
OF N-G

OPTION CODING	
CODE	DESCRIPTION
RK	ALARM RELAY CONTACTS
RE	ENHANCED EMI/RFI FILTERING
RKE	ALARM CONTACTS & EMI/RFI FILTERING
R	STANDARD OPTIONS



EMI/RFI Noise Rejection		
Single Unit	Frequency	System Installation
34dB	100kHz	51dB
51dB	1MHz	94dB
54dB	10MHz	114dB
48dB	100MHz	120dB



EMERSON
Network Power