

Product Details and Certifications

Cross Reference RA Part Number: 500FL-EOD93 A



Product: 500FL-EOD93

Description: NEMA AC Contactor, Lighting, Feed-Through, 200A
115-120V 60Hz, Open, 3 Power Poles



Representative Photo Only (actual product may vary based on configuration sections)

CONTACTOR DATA

Bulletin Number	500-FL NEMA Feed-Through Lighting Contactor
Continuous Ampere Rating (A)	200 A
Enclosure Type	Open Type
Coil Voltage	115-120V 60Hz
Pole Configuration	3 Power Poles
Phases	3 Phases
Auxiliary Configuration	Yes

CERTIFICATIONS AND APPROVALS

NEMA/EEMAC

UL

CSA

ABS

USCG

IEEE

NPKR



CE

For UL Certifications Directory:

<http://database.ul.com/cgi-bin/XYV/template/LISEXT/1FRAME/index.htm>



Lighting Contactors



						
Bulletin	100L	500LC	500LG	500FL	500L	500LP
Contactor Type	IEC	NEMA	NEMA	NEMA	NEMA	NEMA
Features	<ul style="list-style-type: none"> Multi-pole Electrically held 	<ul style="list-style-type: none"> Multi-pole Mechanically held 	<ul style="list-style-type: none"> Multi-pole Electrically or mechanically held RoHS Compliant IP1X/IP2X 	<ul style="list-style-type: none"> Feed-through wiring Electrically held 	<ul style="list-style-type: none"> Top wiring Electrically held 	<ul style="list-style-type: none"> Top wiring Permanent magnetic latch
Continuous Ampere Rating [A]	20	20 (Ballast, Tungsten) 30 (General)	30 (Ballast, General)	20...300	5...2250	15...300
1φ, 1 or 2 Power Poles	20 A 277V Max 15 A 347V Max	347V Max. (Ballast) 250V Max. (Tungsten)	347V Max. (Ballast) 277V Max. (Tungsten)	600V Max.	600V Max.	600V Max.
3φ, 3 or 4 Power Poles	20 A 480Y/277V Max 15 A 600Y/347V Max	600V Max. (Ballast) 250V Max. (Tungsten)	600V Max. (Ballast) 480V Max. (Tungsten)	600V Max.	600V Max.	600V Max.
Enclosures (NEMA Type)	IP42 (Type 1) IP66 (Type 3/4/12)	1, 3R, 4/4X, 12	Open, Type 1, 12	Open type	1, 3R/4/12, 4/4X, 7 & 9	1
Standards	<ul style="list-style-type: none"> UL 508 CSA C22.2, No. 14 	<ul style="list-style-type: none"> UL 508 CSA C22.2, No. 14 Suited for UL 67 Listed Panelboards 	<ul style="list-style-type: none"> UL 508 CSA C22.2, No. 14 CE Marked Suited for UL 67 listed panel boards 	<ul style="list-style-type: none"> NEMA/EEMAC ICS2 (Industrial Controls and Systems) UL 508 CSA C22.2, No. 14 ABS 4/5.115 USCG 46 CFR 111.70 IEEE 45 	<ul style="list-style-type: none"> NEMA/EEMAC ICS2 (Industrial Controls and Systems) UL 508 CSA C22.2, No. 14 ABS 4/5.115 USCG 46 CFR 111.70 IEEE 45 	<ul style="list-style-type: none"> NEMA/EEMAC ICS2 (Industrial Controls and Systems) UL 508 CSA C22.2, No. 14
Certifications	<ul style="list-style-type: none"> cULus Listed (File No. E14843, Guide No. NRNT, NRNT7) CE Marked 	<ul style="list-style-type: none"> UL Listed (File No. E14843, Guide No. NRNT) CSA Certified (File LR1234) 	<ul style="list-style-type: none"> cULus Listed (File No. E14843, Guide No. NRNT, NRNT7) CE Marked 	<ul style="list-style-type: none"> UL Listed (File No. E14843; Guide No. NRNT File No. E10314) CSA Certified (LR1234) CE Marked (Per EN 60947-4-1) American Bureau of Shipping (ABS) 	<ul style="list-style-type: none"> UL Listed (File No. E14843; Guide No. NRNT File No. E91593, Guide No. WTEV) CSA Certified (LR1234) CE Marked (Per EN 60947-4-1) American Bureau of Shipping (ABS) 	<ul style="list-style-type: none"> UL Listed (File No. E14843; Guide No. NRNT) CSA Certified (LR1234) American Bureau of Shipping (ABS)
Product Selection	Page 6-3	Page 6-6	Page 6-11	Page 6-19	Page 6-17	Page 6-20



6

Combination Lighting Contactors

		
Bulletin	502L	503L
Contactor Type	NEMA	NEMA
Features	Combination lighting contactor	Combination lighting contactor
Disconnecting Means	Disconnect switch	Thermal magnetic circuit breaker
Continuous Ampere Rating [A]	15...300	15...300
Enclosures (NEMA Type)	1, 3R/4/12, 4/4X	1, 3R/4/12, 4/4X
Standards	<ul style="list-style-type: none"> UL 508 CSA C22.2, No. 14 	<ul style="list-style-type: none"> UL 508 CSA C22.2, No. 14
Certifications	<ul style="list-style-type: none"> cULus Listed 	<ul style="list-style-type: none"> cULus Listed
Product Selection	Page 6-21	Page 6-23

NEMA AC Electrically Held Lighting Contactors

Product Overview/Product Selection

 <p>30 A Open Type</p>  <p>100 A Open Type</p>	<p>Bulletin 500FL</p> <ul style="list-style-type: none"> • Feed-through wiring electrically held • For non-motor loads, lighting, and heating • NEMA sizes to 300 A • 2- and 3-pole configurations <p>Description</p> <p>Bulletin 500FL open type lighting contactors are electrically held contactors designed to switch the current to incandescent filament, fluorescent, mercury arc lamps, capacitors, and other non-motor loads. These contactors are not suitable for use on sign flashers.</p> <p>Hold-in Contact — If a hold-in contact for 3-wire push button control is required, it must be specified on the order as a modification. A normally open auxiliary contact to be used as a hold-in contact can also be added in the field. See page 1-112 for information.</p> <p>Feeder disconnect type lighting contactors are used for turning large blocks of lights on and off.</p>	<p>Table of Contents</p> <p>Product Selection this page</p> <p>Accessories..... 1-112</p> <p>Modifications 1-107</p> <p>Specifications..... 1-127</p> <p>Full Load Currents of AC Motors 1-133</p> <p>Approximate Dimensions..... 1-136</p> <p>Coil Data 1-130</p>
--	--	---

Standards Compliance

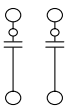
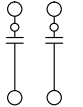
NEMA/EEMAC ICS 2
 UL 508
 CSA C22.2, No.14
 ABS 4/5.115 — American Bureau of Shipping
 UCSG 46 CFR 111.70
 IEEE 45
 EN/IEC 60947-4-1

Certifications

CSA Certified (LR1234)
 UL Listed (File No. E14843, Guide No. NRNT)
 CE Marked

Product Selection

Feed-Through Wiring for Non-Motor and Lighting Loads

2 Power Poles • 600V AC Maximum • 60 Hz			3 Power Poles • 600V AC Maximum • 60 Hz		
Maximum Continuous Ampere Ratings [A]		Open Type without Enclosure	Maximum Continuous Ampere Ratings [A]		Open Type without Enclosure
Tungsten Lamp Loads (Maximum 480V Line 277V Load)	Non-Motor Loads General Use		Tungsten Lamp Loads (Maximum 480V Line 277V Load)	Non-Motor Loads General Use	
	Resistive Heating			Resistive Heating	
	Ballast Lighting (Fluorescent)			Ballast Lighting (Fluorescent)	
	Discharge Lighting (Mercury Vapor High Pressure Sodium, and Metal Halide)	Cat. No.		Discharge Lighting (Mercury Vapor High Pressure Sodium, and Metal Halide)	Cat. No.
15	20	500FL-AO®92	15	20	500FL-AO®93
30	30	500FL-BO®92	30	30	500FL-BO®93
60	60	500FL-CO®92	60	60	500FL-CO®93
100	100	500FL-DO®92	100	100	500FL-DO®93
200	200	500FL-EO®92	200	200	500FL-EO®93
300	300	500FL-FO®92	300	300	500FL-FO®93

⊗ **Coil Voltage Code**

The cat. no. as listed is incomplete. Select a coil voltage code from the table below to complete the cat. no.
 Example: **Cat. No. 500FL-AO®92** becomes **Cat. No. 500FL-AOD92**. For other voltages, consult your local Rockwell Automatio sales office or Allen-Bradley distributor.

[V]	24	110-115	115-120	200-208	220-230	230-240	240	277	380	380-400	415	440-460	460-480	500	550	575-600
AC, 50 Hz	K	S*	—	—	P‡	—	T	—	N	KN	I	Q	—	M	R	—
AC, 60 Hz	J	—	D⊗	H	—	A§	—	F	—	—	U	—	B	—	—	C

* This coil is optimized for 110...115V, 50 Hz applications, but can be used at 120V, 60 Hz nominal.
 ⊗ This coil is optimized for 115...120V, 60 Hz applications, but can be used at 110V, 50 Hz nominal.
 ‡ This coil is optimized for 220...230V, 50 Hz applications, but can be used at 240V, 60 Hz nominal.
 § This coil is optimized for 230...240V, 60 Hz applications, but can be used at 220V, 50 Hz nominal.