

# Product Details and Certifications

Cross Reference RA Part Number: 500FL-FOB93 L

 Product: **500FL-FOB93**

Description: 500FL NEMA Feed-Through Wiring Electrically Held Lighting Contactor, 300 A, Open, 460-480V 60Hz, 3 Power Poles



Representative Photo Only (actual product may vary based on configuration sections)

## CONTACTOR DATA

---

Bulletin Number	500FL NEMA Feed-Through Lighting Contactors
Maximum Ampere Rating	300A All Non-Motor and Lighting Loads
Enclosure Type	Open Type
Phases	3 Phases
Coil Voltage	460-480V 60Hz
Pole Configuration	3 Power Poles
Auxiliary Contacts	Yes

## CERTIFICATIONS AND APPROVALS

---

NEMA/EEMAC

UL

CSA

ABS

USCG

IEEE



CE

For UL Certifications Directory:

<http://database.ul.com/cgi-bin/XYV/template/LISEXT/1FRAME/index.htm>





Lighting Contactors

						
<b>Bulletin</b>	100L	500LC	500LG	500FL	500L	500LP
<b>Contactor Type</b>	IEC	NEMA	NEMA	NEMA	NEMA	NEMA
<b>Features</b>	<ul style="list-style-type: none"> <li>Multi-pole</li> <li>Electrically held</li> </ul>	<ul style="list-style-type: none"> <li>Multi-pole</li> <li>Mechanically held</li> </ul>	<ul style="list-style-type: none"> <li>Multi-pole</li> <li>Electrically or mechanically held</li> <li>RoHS Compliant</li> <li>IP1X/IP2X</li> </ul>	<ul style="list-style-type: none"> <li>Feed-through wiring</li> <li>Electrically held</li> </ul>	<ul style="list-style-type: none"> <li>Top wiring</li> <li>Electrically held</li> </ul>	<ul style="list-style-type: none"> <li>Top wiring</li> <li>Permanent magnetic latch</li> </ul>
<b>Continuous Ampere Rating [A]</b>	20	20 (Ballast, Tungsten) 30 (General)	30 (Ballast, General)	20...300	5...2250	15...300
<b>1φ, 1 or 2 Power Poles</b>	20 A 277V Max 15 A 347V Max	347V Max. (Ballast) 250V Max. (Tungsten)	347V Max. (Ballast) 277V Max. (Tungsten)	600V Max.	600V Max.	600V Max.
<b>3φ, 3 or 4 Power Poles</b>	20 A 480Y/277V Max 15 A 600Y/347V Max	600V Max. (Ballast) 250V Max. (Tungsten)	600V Max. (Ballast) 480V Max. (Tungsten)	600V Max.	600V Max.	600V Max.
<b>Enclosures (NEMA Type)</b>	IP42 (Type 1) IP66 (Type 3/4/12)	1, 3R, 4/4X, 12	Open, Type 1, 12	Open type	1, 3R/4/12, 4/4X, 7 & 9	1
<b>Standards</b>	<ul style="list-style-type: none"> <li>UL 508</li> <li>CSA C22.2, No. 14</li> </ul>	<ul style="list-style-type: none"> <li>UL 508</li> <li>CSA C22.2, No. 14</li> <li>Suited for UL 67 Listed Panelboards</li> </ul>	<ul style="list-style-type: none"> <li>UL 508</li> <li>CSA C22.2, No. 14</li> <li>CE Marked</li> <li>Suited for UL 67 listed panel boards</li> </ul>	<ul style="list-style-type: none"> <li>NEMA/EEMAC ICS2 (Industrial Controls and Systems)</li> <li>UL 508</li> <li>CSA C22.2, No. 14</li> <li>ABS 4/5.115</li> <li>USCG 46 CFR 111.70</li> <li>IEEE 45</li> </ul>	<ul style="list-style-type: none"> <li>NEMA/EEMAC ICS2 (Industrial Controls and Systems)</li> <li>UL 508</li> <li>CSA C22.2, No. 14</li> <li>ABS 4/5.115</li> <li>USCG 46 CFR 111.70</li> <li>IEEE 45</li> </ul>	<ul style="list-style-type: none"> <li>NEMA/EEMAC ICS2 (Industrial Controls and Systems)</li> <li>UL 508</li> <li>CSA C22.2, No. 14</li> </ul>
<b>Certifications</b>	<ul style="list-style-type: none"> <li>cULus Listed (File No. E14843, Guide No. NRNT, NRNT7)</li> <li>CE Marked</li> </ul>	<ul style="list-style-type: none"> <li>UL Listed (File No. E14843, Guide No. NRNT)</li> <li>CSA Certified (File LR1234)</li> </ul>	<ul style="list-style-type: none"> <li>cULus Listed (File No. E14843, Guide No. NRNT, NRNT7)</li> <li>CE Marked</li> </ul>	<ul style="list-style-type: none"> <li>UL Listed (File No. E14843; Guide No. NRNT File No. E10314)</li> <li>CSA Certified (LR1234)</li> <li>CE Marked (Per EN 60947-4-1)</li> <li>American Bureau of Shipping (ABS)</li> </ul>	<ul style="list-style-type: none"> <li>UL Listed (File No. E14843; Guide No. NRNT File No. E91593, Guide No. WTEV)</li> <li>CSA Certified (LR1234)</li> <li>CE Marked (Per EN 60947-4-1)</li> <li>American Bureau of Shipping (ABS)</li> </ul>	<ul style="list-style-type: none"> <li>UL Listed (File No. E14843; Guide No. NRNT)</li> <li>CSA Certified (LR1234)</li> <li>American Bureau of Shipping (ABS)</li> </ul>
<b>Product Selection</b>	Page 6-3	Page 6-6	Page 6-11	Page 6-19	Page 6-17	Page 6-20



6

Combination Lighting Contactors

		
<b>Bulletin</b>	502L	503L
<b>Contactor Type</b>	NEMA	NEMA
<b>Features</b>	Combination lighting contactor	Combination lighting contactor
<b>Disconnecting Means</b>	Disconnect switch	Thermal magnetic circuit breaker
<b>Continuous Ampere Rating [A]</b>	15...300	15...300
<b>Enclosures (NEMA Type)</b>	1, 3R/4/12, 4/4X	1, 3R/4/12, 4/4X
<b>Standards</b>	<ul style="list-style-type: none"> <li>UL 508</li> <li>CSA C22.2, No. 14</li> </ul>	<ul style="list-style-type: none"> <li>UL 508</li> <li>CSA C22.2, No. 14</li> </ul>
<b>Certifications</b>	<ul style="list-style-type: none"> <li>cULus Listed</li> </ul>	<ul style="list-style-type: none"> <li>cULus Listed</li> </ul>
<b>Product Selection</b>	Page 6-21	Page 6-23

# NEMA AC Electrically Held Lighting Contactors

## Product Overview/Product Selection

 <p><b>30 A Open Type</b></p>  <p><b>100 A Open Type</b></p>	<p><b>Bulletin 500FL</b></p> <ul style="list-style-type: none"> <li>• Feed-through wiring electrically held</li> <li>• For non-motor loads, lighting, and heating</li> <li>• NEMA sizes to 300 A</li> <li>• 2- and 3-pole configurations</li> </ul> <p><b>Description</b></p> <p>Bulletin 500FL open type lighting contactors are electrically held contactors designed to switch the current to incandescent filament, fluorescent, mercury arc lamps, capacitors, and other non-motor loads. These contactors are not suitable for use on sign flashers.</p> <p><b>Hold-in Contact</b> — If a hold-in contact for 3-wire push button control is required, it must be specified on the order as a modification. A normally open auxiliary contact to be used as a hold-in contact can also be added in the field. See page 1-112 for information.</p> <p>Feeder disconnect type lighting contactors are used for turning large blocks of lights on and off.</p>	<p><b>Table of Contents</b></p> <p>Product Selection ..... this page</p> <p>Accessories..... 1-112</p> <p>Modifications ..... 1-107</p> <p>Specifications..... 1-127</p> <p>Full Load Currents of AC Motors ..... 1-133</p> <p>Approximate Dimensions..... 1-136</p> <p>Coil Data ..... 1-130</p>
--	--	---

**Standards Compliance**

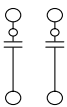
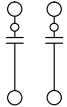
NEMA/EEMAC ICS 2  
 UL 508  
 CSA C22.2, No.14  
 ABS 4/5.115 — American Bureau of Shipping  
 UCSG 46 CFR 111.70  
 IEEE 45  
 EN/IEC 60947-4-1

**Certifications**

CSA Certified (LR1234)  
 UL Listed (File No. E14843, Guide No. NRNT)  
 CE Marked

**Product Selection**

**Feed-Through Wiring for Non-Motor and Lighting Loads**

2 Power Poles • 600V AC Maximum • 60 Hz			3 Power Poles • 600V AC Maximum • 60 Hz		
Maximum Continuous Ampere Ratings [A]		Open Type without Enclosure	Maximum Continuous Ampere Ratings [A]		Open Type without Enclosure
Tungsten Lamp Loads (Maximum 480V Line 277V Load)	Non-Motor Loads General Use		Tungsten Lamp Loads (Maximum 480V Line 277V Load)	Non-Motor Loads General Use	
	Resistive Heating			Resistive Heating	
	Ballast Lighting (Fluorescent)			Ballast Lighting (Fluorescent)	
		Discharge Lighting (Mercury Vapor High Pressure Sodium, and Metal Halide)		<b>Cat. No.</b>	
15	20	<b>500FL-AO®92</b>	15	20	<b>500FL-AO®93</b>
30	30	<b>500FL-BO®92</b>	30	30	<b>500FL-BO®93</b>
60	60	<b>500FL-CO®92</b>	60	60	500FL-CO®93
100	100	500FL-DO®92	100	100	<b>500FL-DO®93</b>
200	200	500FL-EO®92	200	200	<b>500FL-EO®93</b>
300	300	500FL-FO®92	<b>300</b>	<b>300</b>	<b>500FL-FO®93</b>

⊗ **Coil Voltage Code**

The cat. no. as listed is incomplete. Select a coil voltage code from the table below to complete the cat. no.  
 Example: **Cat. No. 500FL-AO®92** becomes **Cat. No. 500FL-AOD92**. For other voltages, consult your local Rockwell Automatio sales office or Allen-Bradley distributor.

[V]	24	110-115	115-120	200-208	220-230	230-240	240	277	380	380-400	415	440-460	460-480	500	550	575-600
AC, 50 Hz	K	S*	—	—	P‡	—	T	—	N	KN	I	Q	—	M	R	—
<b>AC, 60 Hz</b>	J	—	<b>D</b> ⊗	<b>H</b>	—	<b>A</b> §	—	F	—	—	U	—	<b>B</b>	—	—	<b>C</b>

\* This coil is optimized for 110...115V, 50 Hz applications, but can be used at 120V, 60 Hz nominal.  
 ⊗ This coil is optimized for 115...120V, 60 Hz applications, but can be used at 110V, 50 Hz nominal.  
 ‡ This coil is optimized for 220...230V, 50 Hz applications, but can be used at 240V, 60 Hz nominal.  
 § This coil is optimized for 230...240V, 60 Hz applications, but can be used at 220V, 50 Hz nominal.