

## Product Selection

This section provides catalog number explanations and product selection information for the E100 overload relays and accessories.

### Catalog Number Explanation

Examples given in this section are for reference purposes. This basic explanation should not be used for product selection; not all combinations will produce a valid catalog number.

**193** - **1** **EE** **C** **B**  
 a b c d

a	
Bulletin Number	
Code	Description
193	IEC Overload Relay
592	NEMA Overload Relay



b	
Type	
Code	Description
EE <sup>(1)</sup>	Basic
EF	Advanced

c	
Adjustment Range (A)	
Code	Description
A	0.1...0.5
B	0.2...1.0
C	1.0...5.0
D	3.2...16
E	5.4...27
F	11...55
G	20...100
H	30...150
J	40...200
K	60...300
L	100...500
M	120...600
N	160...800
W	80...400



d	
Compatible Contactor/Mounting	
Bulletin 100 IEC Contactors	
Code	Description
B	100-C09...C23
D	100-C30...C55
E	100-C60...C97
Bulletin 500 NEMA Contactor Size	
Code	Description
T	Size 00
C	Size 0...2
D	Size 3
DIN Rail/Panel Mount	
Code	Description
P	Integrated panel mount and pass-through wiring
Z	Panel mount with external current transformers

(1) Bulletin 193 devices only.


### Bulletin 193-1EE – Single- & Three-phase Devices (Trip Class 10, 20; Manual Reset Only)

	Mounting Options	Current Range [A]	For Use With	Cat. No.
	IEC Contactors	0.1...0.5	100-C09...C23	193-1EEAB
		0.2...1.0		193-1EEBB
		1.0...5.0		193-1EECB
		3.2...16		193-1EEDB
		5.4...27		193-1EEEB
		5.4...27	100-C30...C55	193-1EEED
		11...55	193-1EEFD	
		20...100	100-C60...C97	193-1EEGE
	Integrated panel/DIN Rail Mount and Pass-thru	1.0...5.0	All contactors	193-1EECP
		3.2...16		193-1EEDP
		5.4...27		193-1EEEP
		11...55		193-1EEFP
		20...100		193-1EEGP

**Bulletin 193-1EF – Single- & Three-phase Devices (Trip Class 10, 15, 20, 30; Manual or Automatic Reset)**

	Mounting Options	Current Range [A]	For Use With	Cat. No.
	IEC Contactors	0.1...0.5	100-C09...C23	193-1EFAB
		0.2...1.0		193-1EFBB
		1.0...5.0		193-1EFCB
		3.2...16		193-1EFDDB
		5.4...27		193-1EFEFB
		5.4...27	100-C30...C55	193-1EFED
		11...55		193-1EFFD
		20...100	100-C60...C97	193-1EFGE
	Integrated panel/DIN Rail Mount and Pass-thru	1.0...5.0	All contactors	193-1EFCP
		3.2...16		193-1EFDP
		5.4...27		193-1EFEP
		11...55		193-1EFFP
		20...100		193-1EFGP
		30...150A	All contactors and external current transformers	193-1EFHZ
		40...200A		193-1EFJZ
		60...300A		193-1EFKZ
		100...500A		193-1EFLZ
		120...600A		193-1EFMZ
		160...800A		193-1EFNZ
		80...400A		193-1EFWZ

**Bulletin 592-1EF – Single- & Three-phase Devices (Trip Class 10, 15, 20, 30; Manual or Automatic Reset)**

	Mounting Options	Current Range [A]	For Use With	Cat. No.
	NEMA Contactors	0.1...0.5	NEMA Size 00	592-1EFAT
		0.2...1.0		592-1EFBT
		1.0...5.0		592-1EFCT
		3.2...16		592-1EFDT
		0.2...1.0	NEMA Size 0...2	592-1EFBC
		1.0...5.0		592-1EFCC
		3.2...16		592-1EFDZ
		5.4...27		592-1EFEC
		11...55		592-1EFFC
		20...100		NEMA Size 3