


Product Details and Certifications

Cross Reference RA Part Number: 40137-474-03

Product: 592-EUTB

Description: NEMA Eutectic Alloy Overload Relay, Manual Reset,
40A, N.C. Contact



Representative Photo Only (actual product may vary based on configuration sections)

OVERLOAD DATA

Bulletin Number	592- NEMA Overload Relay
Relay Type	Eutectic Alloy Type - Manual Reset, Starter Mount
Max. Continuous Current (A)	40 A
Pole Configuration	3 Poles
Enclosure Type	Open Type
Contact Configuration	N.C.

CERTIFICATIONS AND APPROVALS

UL
CSA
IEC
CE

For UL Certifications Directory:






<http://database.ul.com/cgi-bin/XYV/template/LISEXT/1FRAME/index.htm>

Bulletin 592
Overload Relays
 Product Overview

Overload Relays




1

					
Bulletin	592-EE	592-EC1	592-EC2/EC3	592-EC5	592
Type	E1 Plus Electronic Overload Relay	E3 Electronic Overload Relay	E3 Plus Electronic Overload Relay	E3 Plus Electronic Overload Relay	Eutectic Alloy Overload Relay
Rated Current (Range)	0.1...800 A	0.4...5000 A			0.2...2250 A
NEMA Operating Voltage, Nominal	600V				
IEC Operating Voltage, Nominal	690/1000V	690/1000V			—
Overload Type	Electronic	Microprocessor-Based			Eutectic Alloy
Trip Class (Fixed)	—	—			10, 20, 30
Trip Class (Adjustable)	10, 15, 20, 30	5...30			—
Ambient Temperature Compensated	✓	✓	✓	✓	—
Reset Type	Automatic and Manual	Automatic and Manual	Automatic and Manual	Automatic and Manual	Manual Only
Adjustment Range	5:1	5:1	5:1	5:1	—
Phase Loss	3 s	Adjustable Delay	Adjustable Delay	Adjustable Delay	—
Ground (Earth) Fault	Optional	—	Sensitive	Sensitive	—
Overcurrent (Jam) Detection	Optional	✓	✓	✓	—
Stall Detection	—	✓	✓	✓	—
Underload Detection	—	✓	✓	✓	—
Current Imbalance	—	✓	✓	✓	—
PTC Thermistor Monitoring	Optional	—	✓	✓	—
Warning Settings	—	✓	✓	✓	—
N.C. Trip Contact	✓	✓	✓	✓	✓
N.O. Alarm Contact	✓	—	—	—	✓ (Option)
No. of Outputs	—	1	2	2	—
No. of Inputs	—	2	4	6	—
ODVA (DeviceNet) Conformance	Optional	✓	✓	✓	—
Variable Frequency Drive (VFD) Compatible	—	✓	✓	✓	✓
Voltage Detection	—	—	—	✓	—
Power Monitoring	—	—	—	✓	—
Product Selection	Page 1-161	Page 1-163			Page 1-164

Eutectic Alloy Overload Relays

Overview/Product Selection

1



*Eutectic Alloy Type
Panel Mount*

Bulletin 592

- A Rockwell Automation exclusive — overload relay is the same for all three trip classes (10, 20, and 30) for each starter size.
- Trip current ratings are easily selected by choosing the proper heater element — no need to change the overload relay.
- The trip-free mechanism means you still have overload protection even if the reset button is held down.

The Bulletin 592 Overload Relay is a manual reset, eutectic alloy, thermal type overload device. When coordinated with the proper short circuit protection, the overload relay is intended to protect the motor, motor controller, and power wiring against overheating due to excessive overcurrents.

All Bulletin 592 block type relays are furnished with an optical indicator which becomes visible when the relay has tripped. A manual contact test module is provided as standard on block type Bulletin 592 overload relays. One N.O. or N.C. auxiliary contact may be field added to block type Bulletin 592 overload relays. This extra contact module physically replaces the contact test module.

Table of Contents

Product Selection..... this page
Accessories..... 1-114
Approximate
Dimensions..... 1-165

Standards Compliance

UL 508
CSA 22.2 No. 14
CE Mark

Certifications

UL Listed (File No. E14840,
Guide No. NKCR)
CSA Certified (File No. LR1234)

Eutectic Alloy Type — Manual Reset, Starter Mount

STARTER MOUNT — For installation on Bulletin 500 Line NEMA contactors.

Heater Elements — Overload relays require 3 overload heater elements. See page 1-167 for heater element selection.

Starter Size	Number of Poles	Open Type without Enclosure	
		N.C. Contact	N.O.-N.C. Contact
		Cat. No.	Cat. No.
00 (Series B & D)	3	592-JOV16	592-JOV169
0, 1		592-EUTB	592-BOW169
2		592-EUTC	592-COW169
3		592-EUTD	592-DOW169
4		592-EUTE	592-EOW169

Eutectic Alloy Type — Manual Reset, Panel Mount

PANEL MOUNT — For installation and wiring separate from the contactor.

Heater Elements — Overload relays require 1 or 3 overload heater elements. See page 1-167 for heater element selection.

Type	Maximum Continuous Current (A)	Number of Poles	Open Type without Enclosure		Type 1 General Purpose Enclosure	
			N.C. Contact	N.O.-N.C. Contacts	N.C. Contact	N.O.-N.C. Contacts
			Cat. No.	Cat. No.	Cat. No.	Cat. No.
Compact	24	3	592-JOV16	592-JOV169	—	—
	32	3	592-KOV16	592-KOV169	—	—
Standard	40	1	592-BOV4	592-BOV49	—	—
		3	592-BOV16	592-BOV169	592-BAV16	592-BAV169
	62	1	592-COV4	592-COV49	—	—
		3	592-COV16	592-COV169	592-CAV16	592-CAV169
	125	3	592-DOV16	592-DOV169	—	—
	165	3	592-EOV16	592-EOV169	—	—

Current Transformer Type — Eutectic Alloy, Manual Reset

Heater Elements — Overload relays require 3 overload heater elements. See page 1-167 for heater element selection.

Full Load Current Range (A)	Cat. No.*	Lug Kits Cat. No.
60...200‡	592-TPD200	199-LF1
120...300‡	592-TPD300	199-LG1
160...496	592-TPD400	199-LH1
250...630‡	592-TPD630	199-LJ1

* Terminal lugs are not included.

‡ Can be applied up to 1500V.

