


# Product Details and Certifications

Cross Reference RA Part Number: 700-AV1R B

➔ **Product: 700-AV1R**

Description: 700-A Varistor with LED Surge Suppressor, 6...24V AC (Pkg. Qty. 10)



Representative Photo Only (actual product may vary based on configuration sections)

## **ACCESSORY SELECTION**





---

Bulletin Number	700-H General Purpose Accessories
Accessory Selection	Individual Accessory Selection

## **SELECTION**

---

Bulletin 700-H Accessories

	Description	Pkg. Qty.	Cat. No.
	<b>Diode Surge Suppressor</b> Voltage Range: 6...220V DC used with 700-HN221, 700-HN222 sockets	10	700-ADR
	<b>Diode with LED Surge Suppressor</b> Voltage Range: 6...24V DC used with 700-HN221, 700-HN222 sockets	10	700-ADL1R
	<b>Diode with LED Surge Suppressor</b> Voltage Range: 28...60V DC used with 700-HN221, 700-HN222 sockets	10	700-ADL2R
	<b>Diode with LED Surge Suppressor</b> Voltage Range: 110...220V DC used with 700-HN221, 700-HN222 sockets	10	700-ADL3R
	<b>Varistor with LED Surge Suppressor</b> Voltage Range: 6...24V AC used with 700-HN221, 700-HN222 sockets	10	700-AV1R
	<b>Varistor with LED Surge Suppressor</b> Voltage Range: 110...240V AC used with 700-HN221, 700-HN222 sockets	10	700-AV3R
	<b>RC Surge Suppressor</b> Voltage Range: 6...24V AC/DC used with 700-HN221, 700-HN222 sockets	10	700-AR1
	<b>RC Surge Suppressor</b> Voltage Range: 110...240V AC/DC used with 700-HN221, 700-HN222 sockets	10	700-AR2
	<b>Timing Module</b> On-Delay or One-Shot selectable voltage range: 12...24V AC/DC used with sockets that accept plug-in accessory modules.	1	700-AT3
	<b>Timing Module</b> On-Delay or One-Shot selectable voltage range: 110...125V AC used with sockets that accept plug-in accessory modules.		700-AT3A1
	<b>Timing Module</b> On-Delay or One-Shot selectable voltage range: 230...240V AC used with sockets that accept plug-in accessory modules.		700-AT3A2
 Cat. No. 700-HN180	8-Way Jumper can be cut to required length. Rated 10 A – 250V. Used with 700-HN221, 700-HN222 sockets.	1	700-HN180R
			700-HN180G
			700-HN180B
 Cat. No. 199-DR1	<b>DIN (#3) symmetrical hat rail</b> 35 x 7.5 x 1 m	10	199-DR1
	<b>Relay Identification Snap-in Markers</b> Snap-in markers fit on top of product covers. The following are blank cards.	100	1492-MS6X9
			1492-MS6X12
			1492-MS8X12



Note: Spring clamp sockets are also available. Cat. No. 700-HN223 for Cat. No. 700-HK36 and Cat. No. 700-HN224 for 700-HK32.

**Bulletin 700-HK Slim Line Relay, Socket, and Retainer Clip Reference Chart**

Relay Type	Socket Cat. No.	Retainer Clip Cat. No.
700-HK32	700-HN122, 700-HN222, 700-HN224	Provided
700-HK36	700-HN121, 700-HN221, 700-HN223	