

Product Details and Certifications

Cross Reference RA Part Number: 700-DRA A



Product: **700-DRA**

Description: 700-D Din Rail Adapter



Representative Photo Only (actual product may vary based on configuration sections)

ACCESSORY SELECTION

Bulletin Number

700-P Industrial Control Relay Accessories


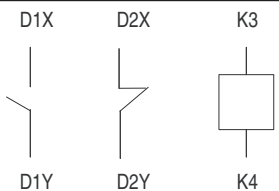

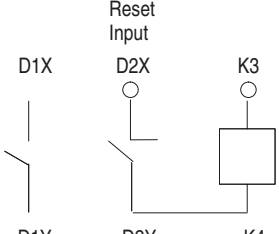
Accessory Selection

Individual Accessory Selection

SELECTION

Bulletin 700-H Accessories

Mechanical Latch Units

| | Description | Arrangement | Continuous Carrying Current [A] | Cat. No. |
|---|---------------------------|---|---------------------------------|---|
|  | AC-Operated Latch Units |  | No cartridge | 700-PLL [⊗] |
| | | | 10 | 700-PLL11 [⊗] |
| | | 20 | 700-PKLL11 [⊗] | |
| | |  | DC-Operated Latch Units |  |
| 10 | 700DC-PLL10 [⊗] | | | |
| 20 | 700DC-PKLL10 [⊗] | | | |

⊗AC Coil Voltage Code

The Cat. No. as listed is incomplete. Select a voltage suffix code from the table below to complete the Cat. No. Example: **Cat. No. 700-PLL[⊗]** becomes **Cat. No. 700-PLLA1**. For other coil voltages, consult your local Rockwell Automation sales office or Allen-Bradley distributor.

| Hz | 24 | 48 | 110 | 110-115 | 115-120 | 120 | 127 | 200-208 | 220-230 | 230-240 | 277 | 347 | 380 | 415 | 440-480 | 460-480 | 500 | 575-600 |
|----|-----|-----|------------|---------|------------|------|-----|---------|---------|---------|-----|-----|-----|-----|---------|---------|-----|---------|
| 50 | B24 | B48 | A1* | B11* | — | — | B27 | — | B22 | B2 | — | — | B3 | B41 | B44 | — | B50 | — |
| 60 | A24 | A48 | — | — | A1* | B11* | — | A20 | A22 | A2 | A27 | A35 | — | — | — | A4 | — | A6 |





* Optimized for 115...120V, 60 Hz. Operates satisfactorily at 110V, 50 Hz.

* Optimized for 110...115V, 50 Hz. Operates satisfactorily at 120V, 60 Hz.

⊗DC Coil Voltage Code

The Cat. No. as listed is incomplete. Select a voltage suffix code from the table below to complete the Cat. No. Example: **Cat. No. 700DC-PLL[⊗]** becomes **Cat. No. 700DC-PLLZ12**. For other coil voltages, consult your local Rockwell Automation sales office or Allen-Bradley distributor.

| 6 | 12 | 18 | 24 | 32 | 48 | 64 | 72 | 90 | 115-125 | 230-250 | 500-550 | 575-600 |
|-----|-----|-----|------------|-----|-----|-----|-----|-----|---------|---------|---------|---------|
| Z06 | Z12 | Z18 | Z24 | Z32 | Z48 | Z64 | Z72 | Z90 | Z1 | Z2 | Z5 | Z6 |

| | Description | Relays per Strip | Pkg. Quantity | Cat. No. |
|---|--|------------------|---------------|----------|
|  <p>Mounting Strip Cat. No. 700-MP4</p> | Relay Rail Simplifies panel layout. These indexed strips are easily cut to the required length and bolted, riveted, or spot-welded in place. Relays are installed adjacent to one another on the mounting strip with the captive mounting screws provided. Rows of relays on Relay Rail form their own wiring trough. Can be used with the following relays: 700P, 700-PK, 700PH, 700S-P, 700N, 700-R, 700-RTC | 4 | 5 | 700-MP4 |
| | | 8 | 5 | 700-MP8 |
| | | 12 | 5 | 700-MP12 |
| | | 16 | 5 | 700-MP16 |
|  <p>Cat. No. 700-DRA</p> | DIN Rail Adapter Can be used with the following relays: Bulletin 700P, 700-PK, 700-PH, 700S-P, 700-N, 700-R, 700-RTC | | 1 | 700-DRA |
|  <p>199-DR1</p> | DIN (#3) symmetrical hat rail 35 x 7.5 x 1 m | | 10 | 199-DR1 |
|  <p>Cat. No. 700-N31</p> | Type 1 Enclosure — Use for all Bulletin 700-P, -PH, and -PK relays except 10- and 12-pole DC relays or 5- and 6-pole DC Bulletin 700-PH relays. | | 1 | 700-N31 |
| | Type 4/4X Enclosure — For 2- and 4-pole Bulletin 700-P, -PH, -N, and -R relays and 2-pole Bulletin 700-PH relays. | | 1 | 700-N39 |
| | Type 7 & 9 Enclosure — For 2- and 4-pole Bulletin 700-P, -PK, -N, and -R relays and 2-pole Bulletin 700-PH relays. 1 conduit hub; top and bottom. | | 1 | 700-N33 |

