

# Product Details and Certifications

Cross Reference RA Part Number: 700-HN205 A



Product: **700-HN205**

Description: 700-HN 11-Pin Tube Base Socket, Screw Terminals, Guarded Touch  
Safe Terminal Construction with Optional Timing Attachment Space



Representative Photo Only (actual product may vary based on configuration sections)

## **ACCESSORY SELECTION**

---







Bulletin Number	700-H General Purpose Accessories
Accessory Selection	Individual Accessory Selection

## **SELECTION**

---

Bulletin 700-H Accessories

Accessories

	Description	Pkg. Qty.	Cat. No.
 Cat. No. 700-HN100	<b>Screw Terminal Tube Base Socket — Panel or DIN Rail Mounting; Guarded Terminal Construction.</b> 8-Pin for use with DPDT Bulletin 700-HA Relays, -HX Timing Relays, -HT (On-Delay) and -HRM, -HRC and -HV (Repeat Cycle) Timing Relays.	10	700-HN100
 Cat. No. 700-HN125	<b>Screw Terminal Tube Base Socket — Panel or DIN Rail Mounting; Open Style Construction.</b> 8-Pin for use with DPDT Bulletin 700-HA Relays, -HT (On-Delay) and -HRM, -HRC, and -HV (Repeat Cycle) Timing Relays. No retainer clip required.	10	700-HN125
 Cat. No. 700-HN101	<b>Screw Terminal Tube Base Sockets — Panel or DIN Rail Mounting; Guarded Terminal Construction.</b> 11-pin for use with 3PDT 700-HA relays.	10	700-HN101
 Cat. No. 700-HN126	<b>Screw Terminal Tube Base Sockets — Panel or DIN Rail Mounting; Open Style Terminal Construction.</b> 11-pin for use with 3PDT 700-HA relays. No retainer clip required.	10	700-HN126
 Cat. No. 700-HN205	<b>8-Pin Socket — Can Be Used With or Without Timing Attachment or Surge Suppressor</b> Screw Terminal Tube Base Sockets — panel or DIN Rail mounting. Guarded terminal construction. Used with DPDT Bulletin 700-HA Relays.  <b>11-Pin Socket — Can Be Used With or Without Timing Module or Surge Suppressor. Screw Terminal Tube Base Sockets — panel or DIN Rail mounting. Guarded terminal construction. Used with 3PDT Bulletin 700-HA relays.</b>	10	700-HN204 700-HN205
 Cat. No. 199-DR1	<b>DIN (#3) symmetrical hat rail</b> 35 x 7.5 x 1 m	10	199-DR1

