

Product Details and Certifications

Cross Reference RA Part Number: 700-N5 D

→ **Product: 700-N5**

Description: 700-N SurgeSuppressor, Mounting Behind the Relay, 6-150V AC/DC



Representative Photo Only (actual product may vary based on configuration sections)

ACCESSORY SELECTION









Bulletin Number	700-P Industrial Control Relay Accessories
Accessory Selection	Individual Accessory Selection

SELECTION

Bulletin 700-H Accessories

Heavy-Duty Industrial Relays


Accessories

	Description	Pkg. Quantity	Cat. No.	
 Surge Suppressor Cat. No. 700-N5	Surge Suppressors (RC Circuit) — Surge suppressors reduce the high transient voltages generated when the coil circuit is opened. These suppressors can be used with Bulletin 700-P, -PH, -PK, and -N relays, and other electromechanical devices. They contain a resistor and capacitor. Maximum ratings: 150V, AC or DC, 35 VA. Cat. No. 700-N5 requires 1 in. additional depth of enclosure.	Mounting behind relay 1	700-N5	
 Surge Suppressor Cat. No. 700-N24		Mounting on coil terminal 1	700-N24	
 Surge Suppressor Cat. No. 199-FSMA1	When the circuit to a DC operating coil is opened, the inductive energy stored in the coil can generate very high transient voltages. With the addition of the appropriate surge suppressor, the stored energy is absorbed and dissipated limiting the voltage spikes. A surge suppressor is not required with AC 700-R or -RM relays because the AC operating coil transients are suppressed by a full wave rectifier connected to the coil.	24...48V AC/DC 1	199-FSMA9	
		50...120V AC/DC 1	199-FSMA10	
		130...250V AC/DC 1	199-FSMA11	
	Diode Surge Suppressor — for 6...300V DC voltage coils. Used on Bulletin 700-P, -PH, -PK, -N, -F, and -R relays.	1	199-FSMZ-1	
 35 A Jumper Kit Cat. No. 700-CPH	35 A Jumper Kit – CSA Approved, UL Listed This 35 A Jumper Kit can be used with any Bulletin 700-P and -PK AC or DC relay, Time-Delay relay or Latch Unit equipped with 20 A Master Cartridges. It does not require any additional panel space. Jumper Kit terminals are designed for one #8 AWG wire or two #10 AWG wires. When connecting the two 20 A Master Cartridges in parallel, it is important that they be the same configuration (Normally Open or Normally Closed). Jumpers can be added to any contact cartridge location on a relay except the two center poles because of the wide spacing. An adhesive label is included with each kit listing the contact ratings.	1	700-CPH	
 Jumper Cat. No. 700-N3	Jumpers (Not applicable for Bulletin 700-PH or -PK relays) – For connection between a middle pole and an outer pole on the left or right side of the relay.	Jumper – For outer poles	50	700-N3
			 Jumper Cat. No. 700-N4	Jumpers (Not applicable for Bulletin 700-PH or -PK relays) – For connection between two middle poles.
 Check Out Tool Cat. No. 700-N23	Check Out Tool — Mechanically maintains the Bulletin 700-P, -PH, or -PK relay in the energized position for troubleshooting purposes.	1		700-N23
			Adapter Plate — Simplified relay conversion. Allows you to use the existing mounting holes when you replace a Bulletin 700-B, -BR, -BX, or -D relay with a Bulletin 700-P, -PH, or -PK relay.	
 Protective Cover	Protective Cover — For 700-PT Timing Adjustment Knob. Helps prevent tampering with time setting.	5	700-N38	



9

IP 2x Finger-Safe Cover Accessories

	Description	Pkg. Quantity	Cat. No.
	Top Covers (Covering Top Level Contact Screws)		
	IP2X Top Cover for 700-P, (AC Standard Relays)	5	700-PFSACT
	IP2X Top Cover for 700-P, (DC Standard Relays)	5	700-PFSDCT
	IP2X Top Cover for 700PK, (AC Master Control Relays)	5	700-PFSAPKT
	IP2X Top Cover for 700PK, (DC Master Control Relays)	5	700-PFSDPKT
	Timer Top Cover Kit, (for Relays with Pneumatic Latch Attachment)	5	700-PFSTC
	Timer Top Cover Kit (for Relays with Mechanical Latch Attachment)	5	700-PFSLCK
	Timer Top Cover Kit, (for Master Cont. Relays with Pneumatic Timer)	5	700-PFSKTC
	Latch Top Cover Kit (for Master Cont. Relays with Mechanical Latch)	5	700-PFSKLC
	Deck Covers (Covering all terminals not on top deck, only for multi-deck relays)		
IP2X Deck Cover for all AC & DC Relays in the 700P Range	10	700-PFSDEK	
Coil Covers			
IP2X Coil Cover for all AC Relays in the 700P Range	5	700-PFSACC	
IP2X Coil Cover for all DC Relays in the 700P Range	5	700-PFSDCC	

