



# Product Details and Certifications

7 fcgg'F YZfYbW'F 5 'DUfhBi a VYf.', \$\$: !%&K 9%, '5

 **Product: 800F-11WE188**

Description: 800F Legend Plate, 30 X 40mm Std., 2 Piece Snap-In (Plate and Frame), English: REVERSE, White with Black Legend Text, 22.5mm Opening



Representative Photo Only (actual product may vary based on configuration selections)

## **ACCESSORY ITEMS**

Accessories	Legend Plates
Packaging	Standard Pack,Quantity:10
Legend Text	REVERSE (English)

## **CERTIFICATIONS AND APPROVALS**

UR

CSA

CE

CCC

For UL Certifications Directory:

<http://database.ul.com/cgi-bin/XYV/template/LISEXT/1FRAME/index.htm>

# 22.5 mm Push Buttons

## Accessories

### Legend Plates

#### Ordering Information\*§

##### Standard Text/Symbols

1. Select the cat. no. for the appropriate legend size and color from the Selection Tables on this page.
2. Complete the cat. no. by adding the appropriate suffix no. selected from pages 10-116...10-119. Font size is automatically determined by the number of characters, as shown in the following table. Do not add the font code to the cat. no.

Font Size	No. of Characters		
	One-Piece Legend Plate	Two-Piece Legend Plate	Special Multi-Function Legend Plate
K (small)	>14	>13	>6
S (standard)	≤14	≤13	≤6

Example: **Cat. No. 800F-11WE101** identifies a white, 30 x 40 mm snap-in legend plate and frame with AUTO engraved on it.



#### Custom Text (text found on pages 10-116...10-119)

1. Select the cat. no. for the appropriate legend size and color from the Selection Tables on this page.
2. Add **E100** followed by the font code (K, S, L) from the following table.

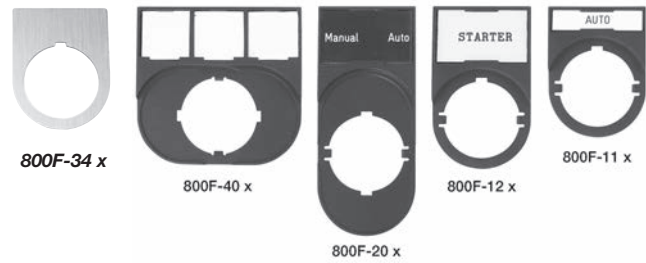
Font Size	Type of Legend Plate							
	One-Piece						Special Multi-Function	
	Max. Char. per Line	Max. No. of Lines		Max. Char. per Line	Max. No. of Lines		Max. Char. per Line	Max. No. of Lines
		30 x 40 mm	30 x 50 mm		30 x 40 mm	30 x 50 mm or 30 x 60 mm		
K (small)	16	2	5	15	2	5	7	3
S (standard)	14	2	3	13	1	3	6	3
L (large)	10	1	3	9	1	3	4	2

3. Complete the cat. no. by adding custom text to the order item's memo text or notes field.

Example: **Cat. No. 800F-12WE100K**, with **STARTER** text entered into memo text on order, identifies a white, 30 x 50 mm snap-in legend plate and frame with custom text STARTER engraved in small font.



### Selection Tables\*



Type	Description	Cat. No. (Blank)	Cat. No. (with Text Symbols)
30 x 40 mm 2-piece snap-in plate and frame	Red with white text	800F-11RE100	800F-11R
	White with black text	<b>800F-11WE100</b>	<b>800F-11W</b>
	Black with white text	800F-11BE100	800F-11B
30 x 50 mm 2-piece snap-in plate and frame	White with black text	<b>800F-12WE100</b>	800F-12W
	Black with white text	<b>800F-12BE100</b>	800F-12B
	Aluminum with black text	800F-12AE100	800F-12A
30 x 60 mm 2-piece snap-in plate and frame	White with black text	800F-20WE100	800F-20W
	Black with white text	800F-20BE100	800F-20B
	Aluminum with black text	800F-20AE100	800F-20A
Special multi-function 4-piece snap-in plates and frame	White with black text	800F-40WE100	—
	Black with white text	800F-40BE100	—
	Aluminum with black text	800F-40AE100	—
30 x 40 mm 1-piece	Red with white text	800F-34RE100	800F-34R
	White with black text	<b>800F-34WE100</b>	800F-34W
	Black with white text	<b>800F-34BE100</b>	800F-34B
	Aluminum with black text	<b>800F-34AE100</b>	800F-34A
30 x 50 mm 1-piece	Red with white text	<b>800F-35RE100</b>	800F-35R
	White with black text	<b>800F-35WE100</b>	800F-35W
	Black with white text	<b>800F-35BE100</b>	800F-35B
	Aluminum with black text	<b>800F-35AE100</b>	800F-35A
30 x 40 mm snap-in plate only	Red with white text	800F-17RE100	800F-17R
	White with black text	<b>800F-17WE100</b>	800F-17W
	Black with white text	800F-17BE100	800F-17B
	Aluminum with black text	800F-17AE100	800F-17A
30 x 50 mm snap-in plate only	White with black text	800F-18WE100	800F-18W
	Black with white text	<b>800F-18BE100</b>	800F-18B
	Aluminum with black text	800F-18AE100	800F-18A
	Special multi-function snap-in plate only‡	White with black text	800F-42WE100
Black with white text		800F-42BE100	800F-42B
Aluminum with black text		800F-42AE100	800F-42A
30 x 66 mm 1-piece	Yellow with black text	800F-37YE100	800F-37Y

Text symbols available in next page

Legend Plate Frame — 2-Piece Snap-In*			
Type	Cat. No.	Type	Cat. No.
30 x 40 mm	<b>800F-110</b>	30 x 60 mm	<b>800F-200</b>
30 x 50 mm	<b>800F-120</b>	Special multi-function‡	800F-400

\* Blank legend frames sold only in multiples of 10. Order (quantity of) 10 to receive one package of 10 pieces. Legends with standard text/symbols or custom text are packaged in quantities of 1.  
 † Font code **K** = 0.08 in; font code **S** = 0.10 in; font code **L** = 0.14 in.  
 ‡ Three snap-in plates are required for each legend frame.  
 § For configuration assistance, see RAISE product selection software.  
 \* Plate dimensions found on pages 10-122...10-123.

Bulletin 800F  
**22.5 mm Push Buttons**  
 Accessories

Legend Texts, Continued

Standard Text\*  
 English

Marking	Suffix No.	Marking	Suffix No.	Marking	Suffix No.	Marking	Suffix No.	Marking	Suffix No.
(Blank)	E100	FOR-OFF-REV▶	E261	LAST STOP	E278	PULL TO RESET	E176	START	E208
I-O-AUTO§♣▶	E235	FOR-REV▶	E253	LEFT	E145	PUMP STOP	E290	START CYCLE	E209
ACCU-STOP▶	E284	FOR-STOP-REV▶	E254	LEFT-RIGHT▶	E146	PURGE	E271	START-JOG▶	E210
AT SPEED	E285	FORWARD	E120	LOCAL-REMOTE▶	E147	PUSH TO STOP	E179	START-STOP▶	E211
AUTO	E101	FORWARD-AUTO-REVERSE▶	E121	LOW	E148	PUSH TO STOP-TWIST OR PULL, RELEASE§§▶	E262	STOP	E212
AUTO-O-HAND§♣▶	E250			LOW-HIGH▶	E149			STOP-CYCLE▶	E213
AUTO-HAND▶	E102	FORWARD-OFF-REVERSE▶	E122	LOW-OFF-HIGH▶	E150	PUSH-TO-TEST	E181	STOP-RESET▶	E214
AUTO-MAN-OFF▶	E103			LOW SPEED	E151	RAISE	E182	STOP-START▶	E215
AUTO-MANUAL▶	E286	FORWARD-STOP-REVERSE▶	E123	LOWER	E152	RAISE-LOWER▶	E183	SUMMER-OFF-WINTER▶	E216
AUTO-OFF-HAND▶	E104			LOW-OFF-RAISE▶	E153	RAISE-OFF-LOWER▶	E184		
BLOWER	E268	FORWARD-REVERSE▶	E124	LOWER-RAISE▶	E154	READY	E185	SUMMER-WINTER▶	E217
BRAKE	E105			MANUAL	E155	RESET	E186	SUPPLY ON	E218
BYPASS-OFF-DRIVE§♣▶	E297	FULL SPEED	E125	MAN-O-AUTO§♣▶	E238	RETURN	E187	TEST	E219
BYPASS ON§♣▶	E295	HAND	E126	MAN-AUTO▶	E258	REV-FOR▶	E260	TRANSFER▶	E220
BYPASS START§♣▶	E299	HAND-I-AUTO§♣▶	E239	MANUAL-AUTO▶	E259	<b>REVERSE</b>	<b>E188</b>	TRIP	E221
BYPASS STOP§♣▶	E298	HAND-O-AUTO▶	E283	MAN-OFF-AUTO▶	E259	REVERSE-FORWARD▶	E189	UNCLAMP	E222
CLAMP	E106	HAND-AUTO▶	E127	MANUAL-OFF-AUTO▶	E157			UP	E223
CLOSE	E107	HAND-OFF-AUTO▶	E128	MOTOR RUN	E158	REVERSE-OFF-FORWARD▶	E190	UP-DOWN▶	E224
CYCLE START	E108	HAND OFF	E264	MOTOR RUNNING	E159			UP-OFF-DOWN▶	E225
DECREASE▶	E109	HAND ON	E263	MOTOR START	E160	RIGHT	E191		
DRIVE-START▶	E287	HAND START	E265	MOTOR STOP	E161	RIGHT-LEFT▶	E192		
DRIVE-STOP▶	E288	HAND STOP	E266	MOTOR STOPPED	E162	ROTATE CW	E246		
DOWN	E110	HEAT	E270	NO FLIP	E275	ROTATE CCW	E247		
DOWN-OFF-UP▶	E111	HIGH	E129	OFF	E163	RUN	E193		
DRIVE ON§♣▶	E296	HIGH-LOW▶	E130	OFF CIRCUIT	E244	RUN-JOG▶	E194		
EMERG STOP	E251	HIGH-OFF-LOW▶	E131	OFF-COOLANT-ON▶	E164	RUN-SAFE-JOG▶	E195		
EMERGENCY▶	E248	IN	E132	OFF-LIGHT-ON▶	E272	RUNNING	E243		
EMERGENCY OFF▶	E294	IN-OUT▶	E133	OFF-ON▶	E165	SAFE	E196		
EMERGENCY STOP▶	E112	INCH	E134	ON	E166	SAFE-RUN▶	E197		
ENABLE	E279	INCH-REV▶	E257	ON CIRCUIT	E245	SETUP	E198		
ENTER	E277	INCH-REVERSE▶	E135	ON-OFF▶	E167	SETUP-RUN▶	E302		
ERROR	E273	INCH-RUN▶	E136	ON-OFF-AUTO▶	E168	SETUP-SERVICE▶	E199		
EXHAUSTER▶	E269	INCREASE▶	E137	ON-STOP-SAFE▶	E169	SEQUENCE-TEST▶	E200		
FAULT	E113	INSPECT	E274	OPEN	E170	SLOW	E201		
FAST	E114	JOG	E138	OPEN-CLOSE▶	E171	SLOWER	E202		
FAST-OFF-SLOW▶	E289	JOG-FOR▶	E255	OPEN-OFF-CLOSE▶	E172	SLOWEST	E203		
FASTER	E115	JOG-FORWARD▶	E139	OUT	E173	SLOW-FAST▶	E204		
FEED START	E116	JOG-OFF-RUN▶	E140	OVERLOAD▶	E267	SLOW-OFF-FAST▶	E205		
FEED STOP	E117	JOG-REV▶	E256	OVERLOAD TRIP▶	E174	SLOW-STOP-FAST▶	E206		
FEEDER OFF	E118	JOG-REVERSE▶	E141	OVERLOAD RESET▶	E175	SLOW-OFF-START▶	E207		
FEEDER ON	E119	JOG-RUN▶	E142	POWER OFF	E177	SLOW SPEED	E291		
FIFO	E276	JOG-SAFE-RUN▶	E143	POWER ON	E178	SOFT STOP	E292		
FOR-AUTO-REV▶	E252	JOG-STOP-RUN▶	E144	PULL TO START	E180	SPEED	E293		

\* Items in grey shaded table cells only available on legend plates. Not available as laser-engraved text on button caps, illuminated push button diffusers, or pilot light diffusers.

§ Not available on -11 or -17 legend plates.

§ Not available on -34 legend plates.

♣ Not available on -35 legend plates.

▶ Not available on -42 legend plates.