

SPECIFICATION DATA SHEET 3.2

Mounting Bolts



Hex Head Mounting Bolts

Mounting bolts for Kirk Key interlocks are of one size, 3/8"-16, and made of stainless steel (does not apply to Type FN interlocks - see Data Sheet 1.3).

Standard mounting bolt lengths:

- a.) Hex Head - 3/4" (for type B housing)
- b.) Hex Head - 1 3/4" (for type F, T, and D housings)
- c.) Hex Head - 2 1/4" (for type D latch block)

OPTIONS

- The mounting bolt heads can be provided with a through hole in which a sealing wire can be placed.



Tamperproof Mounting Bolts

Tamperproof mounting bolts are of one size, 3/8" - 16, and made of stainless steel.

Standard tamperproof mounting bolt lengths:

- a.) Button Head Socket - 3/4" (for type B housings)
- b.) Button Head Socket - 2" (for type F, T, and D housings)
- c.) Button Head Socket - 2 1/2" (for type D latch block)



Tamperproof Tools

The tamperproof key tool and tamperproof bit tool are required to fasten/unfasten the tamperproof mounting bolts.

Kirk Key Interlock Company

211 Wetmore Ave. S.E., Massillon, OH 44646

Phone: 330.833.8223 • Fax: 330.833.1528

Toll Free: 1.800.438.2442



SPECIFICATION DATA SHEET 3.4

Interlock System Keys



System Keys

Kirk Key interlocks are manufactured with 7-pin tumbler lock cylinders. The keys are made of nickel-silver and can be furnished to you only by the Kirk Key Interlock Company due to the proprietary key section.

OPTIONS

- **Stamp Key Interchange** - specify an alphanumeric code to be stamped on the cylinder face and the key (e.g. A1, A2, B1, etc).

Duplicate Keys

Each interlock is supplied with a key in its lock. These keys are needed during installation of the interlock(s) on equipment. This then provides more keys than are necessary for operation of the interlock system. Once the interlocks have been installed, all extra keys should be removed from the system and destroyed or retained by a responsible person.

If additional keys are required due to loss or damage, please:

1. Print Duplicate Key Release Form from website.
2. Complete the form and sign your name.
3. Fax to Kirk Key Interlock for immediate delivery.

Master Keys

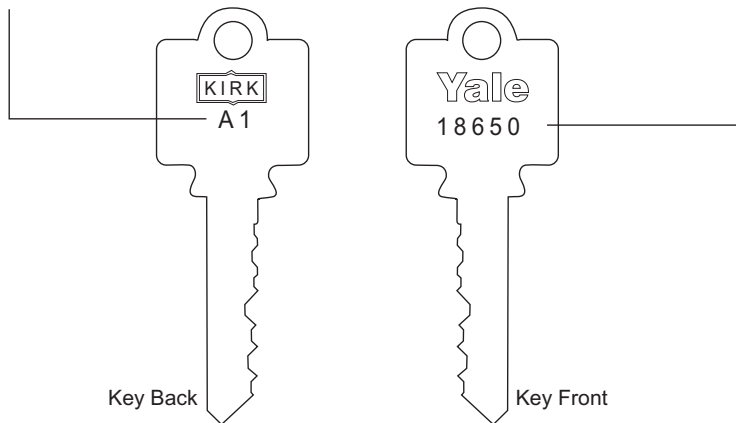
Master keys are available for interlock schemes that require them. Please contact the Kirk Key Interlock Company to discuss details for master keying your interlock scheme.

Record Keeping

With our extensive record keeping dating back to 1945, you can rely on the Kirk Key Interlock Company to coordinate and number your keys in coordination with existing equipment currently in service.

Stamp Key Interchange

Lock Number



Key Back

Key Front

Caution: The existence of duplicate keys in a Kirk Key interlock system may compromise the safety of the system. To ensure correct operation of the Kirk Key interlock system, it is necessary to remove all loosely or removable held keys before operating the equipment on which the interlocks are mounted. Authorized personnel should retain the keys removed from the Kirk Key interlock system.

Kirk Key Interlock Company

211 Wetmore Ave. S.E., Massillon, OH 44646
Phone: 330.833.8223 • Fax: 330.833.1528
Toll Free: 1.800.438.2442

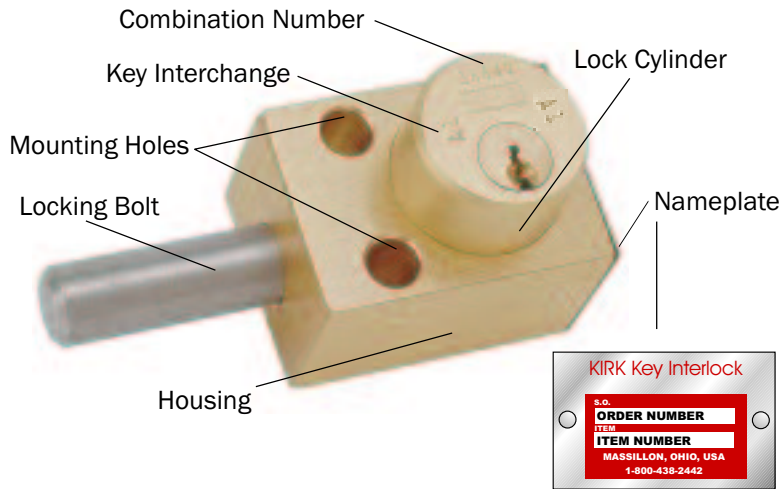
www.kirkkey.com



SPECIFICATION DATA SHEET 4.1

Kirk Key Interlock Terminology

OVERALL VIEW OF INTERLOCK



What is a key interlock?

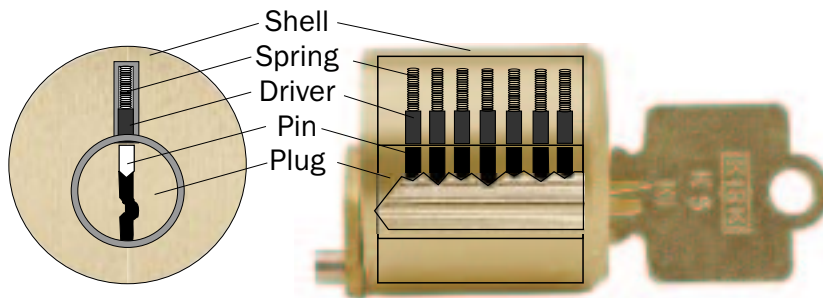
A key interlock is a safety device applied to two or more moveable parts, preventing (or allowing) a movement or operation of one part only when another part is locked in a pre-determined position.

Kirk Key interlocks operate on the principle that the key can be removed only when the locking bolt is in a pre-determined position.

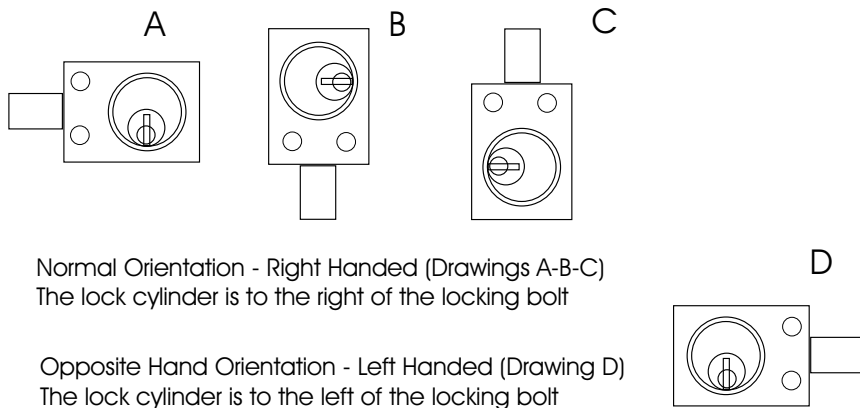
Advantages of a Kirk Key Interlock System:

1. Interlocks cover any distance without complicated and expensive connecting rods or other mechanisms.
2. Applies to any standard equipment - no need to design equipment to fit the interlock. The interlocks can be mounted directly on the device (or an adapter).
3. Very difficult to defeat. However, it can be arranged to be defeated in an emergency.
4. Easily expanded or rearranged. Can also be added to existing interlock systems.
5. Accurate records kept by the Kirk Key Interlock Company prevent erroneous duplication of locks at any one installation. These detailed records also allow coordination with existing Kirk Key interlocks, whether it be replacing a lock or extending the system.

CROSS SECTION OF LOCK CYLINDER



LOCK HOUSING ORIENTATION



Normal Orientation - Right Handed (Drawings A-B-C)
The lock cylinder is to the right of the locking bolt

Opposite Hand Orientation - Left Handed (Drawing D)
The lock cylinder is to the left of the locking bolt

Kirk Key Interlock Company
211 Wetmore Ave. S.E., Massillon, OH 44646
Phone: 330.833.8223 • Fax: 330.833.1528
Toll Free: 1.800.438.2442