

Cross Reference RA Part Number PN-300914

Performance Data **SF13 571 CFM (970 m³/hr.) Side-Mount Filter Fan - Reverse**

ELECTRICAL DATA			
Rated Voltage	115	230	400/460
Frequency (Hz)	50 / 60	50 / 60	50 / 60
Nominal Current Maximum (Amps)	1.02 / 1.47	.6 / .92	.25 / .27
Power Consumption Maximum (Watts)	115 / 175	135 / 215	113 / 160
Power Connection	Terminal Block		
TYPE 12 / IP54 FILTER FANS			
RAL 7035 Light Gray:			
Catalog Number	SF1316434R	SF1326434R	SF1340434R
RAL 9011 Black:			
Catalog Number	SF1316433R	SF1326433R	SF1346433R
Free Airflow (CFM / m³/hr.)	571 / 970	571 / 970	571 / 970
Airflow with 1 Exhaust Grille (CFM / m³/hr.)	377 / 640	377 / 640	377 / 640
Airflow with 2 Exhaust Grilles (CFM / m³/hr.)	454 / 770	454 / 770	454 / 770
FILTER FAN UNIT CONSTRUCTION			
Fan RPM	2600 / 2850	2650 / 2950	2650 / 3050
Sound Pressure (dBA)	70	69	73
Operating Temperature Range:			
Maximum (°F / °C)	140 / 60	140 / 60	140 / 60
Minimum (°F / °C)	5 / -15	5 / -15	5 / -15
Service Life (hours)	40,000	40,000	40,000
Unit Dimensions - H x W x D (in. / mm)	12.72 x 12.72 x 5.51 / 323 x 323 x 140		
Cutout Dimensions - H x W (in. / mm)	11.50 x 11.50 / 292 x 292		
Weight (lb. / kg)	10.14 / 4.6		
TYPE 12 / IP54 EXHAUST GRILLES			
RAL 7035 Light Gray:			
Catalog Number	SG1300404		
RAL 9011 Black:			
Catalog Number	SG1300403		
TYPE 12 / IP55 EXHAUST GRILLES			
RAL 7035 Light Gray:			
Catalog Number	SG1300504		
RAL 9011 Black:			
Catalog Number	SG1300503		
ACCESSORIES			
Replacement Filters:			
Type 12 / IP54 Catalog Number	10100063		
Type 12 / IP55 Catalog Number	10100067H		
Thermostat Catalog Number	TWR60		
Stainless Steel Washdown Shroud Catalog Number	SH1300005		



Above airflow rates at 60 Hz; see performance curves for airflow at 50 Hz and more details.

Unit depth is from the back edge of the grille to the back of the fan.

Exhaust Grilles sold separately.

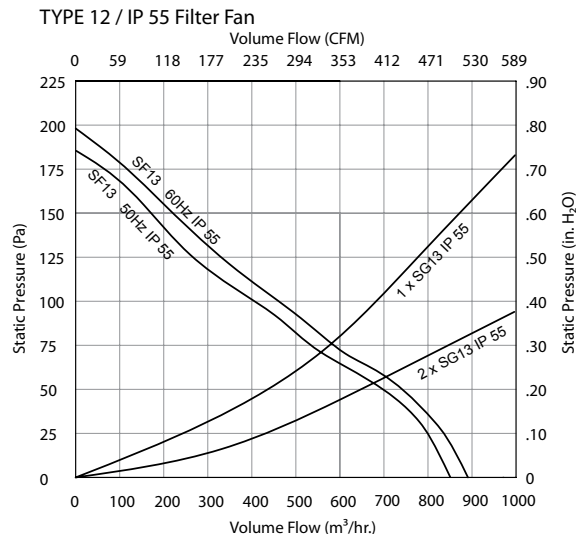
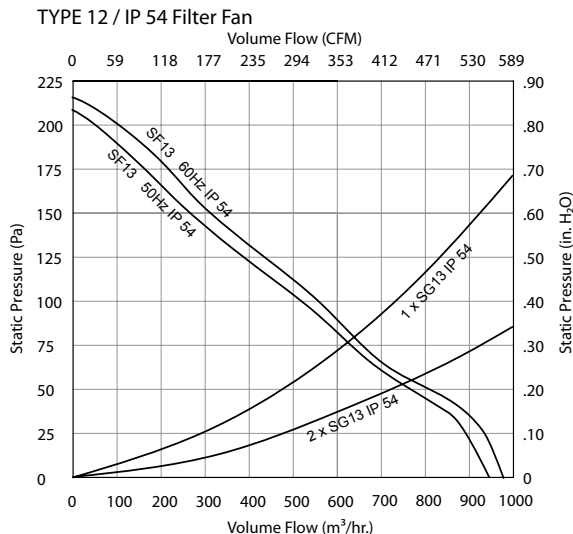
Performance Data **SF13 571 CFM (970 m³/hr.) Side-Mount Filter Fan - Standard**

ELECTRICAL DATA					
Rated Voltage	115	230	24	48	400/460
Frequency (Hz)	50 / 60	50 / 60	—	—	50 / 60
Nominal Current Maximum (Amps)	1.02 / 1.47	.6 / .92	5.00	2.60	.25 / .27
Power Consumption Maximum (Watts)	115 / 175	135 / 215	105	105	113 / 172
Power Connection	Terminal Block				
TYPE 12 / IP54 FILTER FANS					
RAL 7035 Light Gray:					
Catalog Number	SF1316434	SF1326434	SF1324434	SF1348434	SF1346434
RAL 9011 Black:					
Catalog Number	SF1316433	SF1326433	SF1324433	SF1348433	SF1346433
Free Airflow (CFM / m³/hr.)	571 / 970	571 / 970	571 / 970	571 / 970	571 / 970
Airflow with 1 Exhaust Grille (CFM / m³/hr.)	377 / 640	377 / 640	377 / 640	377 / 640	377 / 640
Airflow with 2 Exhaust Grilles (CFM / m³/hr.)	454 / 770	454 / 770	454 / 770	454 / 770	454 / 770
TYPE 12 / IP55 FILTER FANS					
RAL 7035 Light Gray:					
Catalog Number	SF1316534	SF1326534	SF1324534	SF1348534	SF1346534
RAL 9011 Black:					
Catalog Number	SF1316533	SF1326533	SF1324533	SF1348533	SF1346533
Free Airflow (CFM / m³/hr.)	526 / 893	526 / 893	526 / 893	526 / 893	526 / 893
Airflow with 1 Exhaust Grille (CFM / m³/hr.)	345 / 586	345 / 586	345 / 586	345 / 586	345 / 586
Airflow with 2 Exhaust Grilles (CFM / m³/hr.)	415 / 705	415 / 705	415 / 705	415 / 705	415 / 705
FILTER FAN UNIT CONSTRUCTION					
Fan RPM	2600 / 2850	2650 / 2950	2750	2750	2650 / 3050
Sound Pressure (dBA)	70	69	70	70	73
Operating Temperature Range:					
Maximum (°F / °C)	140 / 60	140 / 60	140 / 60	140 / 60	140 / 60
Minimum (°F / °C)	5 / -15	5 / -15	5 / -15	5 / -15	5 / -15
Service Life (hours)	40,000	40,000	40,000	40,000	40,000
Unit Dimensions - H x W x D (in. / mm)	12.72 x 12.72 x 5.51 / 323 x 323 x 140				
Cutout Dimensions - H x W (in. / mm)	11.50 x 11.50 / 292 x 292				
Weight (lb. / kg)	10.14 / 4.6				
TYPE 12 / IP54 EXHAUST GRILLES					
RAL 7035 Light Gray:					
Catalog Number	SG1300404				
RAL 9011 Black:					
Catalog Number	SG1300403				
TYPE 12 / IP55 EXHAUST GRILLES					
RAL 7035 Light Gray:					
Catalog Number	SG1300504				
RAL 9011 Black:					
Catalog Number	SG1300503				
ACCESSORIES					
Replacement Filters:					
Type 12 / IP54 Catalog Number	1010063				
Type 12 / IP55 Catalog Number	10100067H				
Thermostat Catalog Number	TWR60				
Stainless Steel Washdown Shroud Catalog Number	SH1300005				

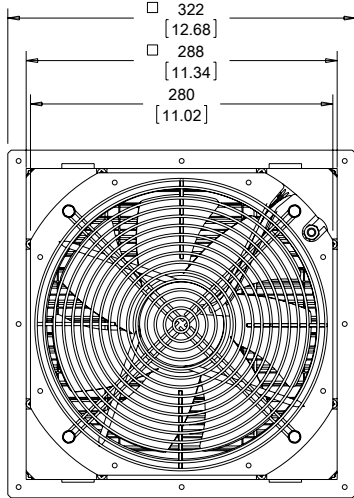
Unit depth is from the back edge of the grille to the back of the fan.

Exhaust Grilles sold separately.

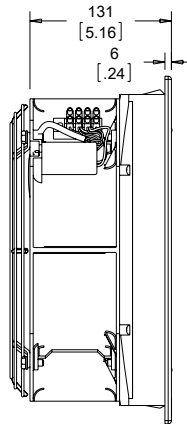
SF13 571 CFM (970 m³/hr.) Side-Mount Filter Fan Performance Curve



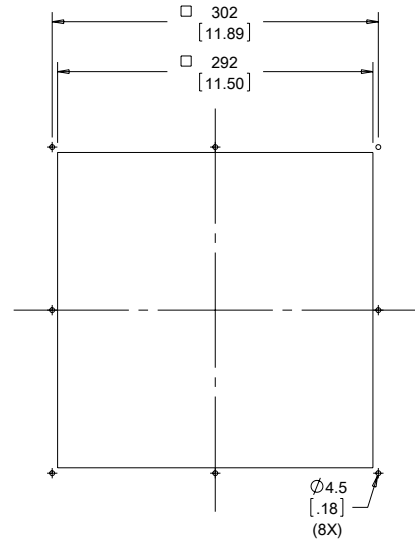
Filter Fan SF13 571 CFM (970 m³/hr.)



BACK VIEW

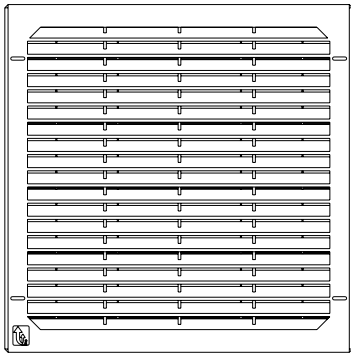


SIDE VIEW

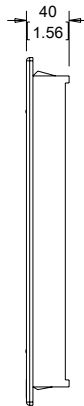


CUTOUT DIMENSIONS

EXHAUST GRILLE



Order Exhaust Grille Kits separately



89051224

Visit www.McLeanCoolingTech.com to download 2D and 3D CAD drawings into the overall design of your electronic system.