




**ADVANCED PROTECTION  
TECHNOLOGIES INC.**

# TEXRS Series

## Component Assembly SPDs

Type 1  Type 2



### Features:

- **UL 1449 Fourth Edition Recognized**
- **100kA – 300kA per phase ratings**
- **All UL required OCP & Safety Coordination included inside**
  - Type 1 SPDs intended for Line or Load Side of Main Disconnect
  - Type 2 SPDs intended for Load Side of Main Disconnect
- **20kA Inominal ( $I_n$ ) (most models)**
- **200kA SCCRs (most models)**
- **UL 96A Lightning Protection Master Label compliant @ 20kA  $I_n$**
- **Voltage Specific Design – Highly configurable**
- **All MOV suppression elements monitored**
- **All Modes of Protection**
- **Display on 28" cable**

### Performance Specifications

Surge Capacities	L-N	L-G	N-G	L-L
<b>100kA Per Phase</b>	50kA	50kA	50kA	100kA
<b>150kA Per Phase</b>	100kA	50kA	50kA	150kA
<b>200kA Per Phase</b>	100kA	100kA	100kA	200kA
<b>250kA Per Phase</b>	150kA	100kA	100kA	250kA
<b>300kA Per Phase</b>	<b>150kA</b>	<b>150kA</b>	<b>150kA</b>	<b>300kA</b>

- UL 1449 4<sup>th</sup> Edition Recognized Type 1 CA, CSA 22.2 No. 269.4-1
- Optional UL 1449-4 Type 2 CA, UL 1283 Rec., CSA 22.2 No. 269.4-2
- UL 1449-4 tested Inominal ( $I_n$ ): 20kA & 10kA
- UL 1449-4 tested SCCR: 200kA & 100kA
- UL 1449-4 Voltage Protection Ratings (VPRs):
  - 208Y/120V: as low as 600V
  - 480Y/277V: as low as 1000V
- Less than 1 nanosecond response time
- Repetitive Impulse: 5,000 hits
- AC Sinewave Tracking Filter with EMI/RFI Filtering up to -50dB from 10kHz to 100MHz (Type 2 option only, incl. UL 1283 Rec.)

### Diagnostic Monitoring

- 100% monitoring – Every MOV is monitored, incl. N-G
- Green LED Status indicator per phase
- Red LED service indicator
- Audible Alarm with Silence Switch
- Test Function: toggles Red Service LED, Audible Alarm & Dry Contact (if equipped)
- N-G overvoltage detection
- Phase Loss monitoring (toggles LED & Dry Contacts)
- Electrically isolated circuitry ensures surges do not damage diagnostics
- Form C Dry Contacts, 240V, 5A (two sets)
- Optional Surge Counter, six-digit LCD, with test function, reset & no-maintenance Eprom memory
- Installer-locatable display on 28" cable

### Design Features

- Designed, Manufactured & Tested consistent with:
  - ANSI/IEEE C62.41.1-2002, C62.41.2-2002, C62.45-2002, C62.62-2010 and C62.72-2007
  - NEMA LS-1
  - NEC<sup>®</sup> Article 285
  - IEC 61643
- High Energy Parallel Design for Category C3 & C-High applications
- For Mounting Internal to Switchgear, Motor Controls Centers, Panelboards or Control Panels
- Individually Fused & Thermally Protected MOVs
- Large-Block 34mm square MOVs
- Replaceable Module Construction
- Solid State Bidirectional Operation

### Physical Specifications

- Relative Humidity Range: 0 -95% non-condensing
- Operating Frequency: 47-63Hz
- Operating Temperature: -25°C (-15°F) to +60°C (140°F)
- Weight: 5 lbs (2.3 kg)
- Standard size: 6.5" x 11" x 4.5" (16.5cm x 29.9cm x 11.4cm)
- Lug size: #2 - #14 AWG (w/opt. disconnect: #6 - #1/0)
- Typical connection: #6 AWG and 60A breaker

### Quality, Standards & Validation

- Type 1: UL 1449 Fourth Edition, CSA 22.2 No. 269.4-1
- Type 2 (Opt.): UL 1449 Fourth Ed., CSA No. 269.4-2, UL 1283 Rec.
- UL file: VZCA.E321351 at [www.UL.com](http://www.UL.com)
- RoHS-compliant
- IEC 61643, CE
- 10 year warranty (longer optional)
- Burn-In tested prior to shipment
- ISO 9001:2008 Quality Management System
- ISO 17025:2005 Laboratory Qualification



**Advanced Protection Technologies**

14550 58th Street North · Clearwater, Florida 33760  
(800) 237-4567 · (727) 535-6339 · Fax (727) 539-8955  
[www.aptsurge.com](http://www.aptsurge.com) · [info@aptsurge.com](mailto:info@aptsurge.com)



➔ **TE** 04 **XRS** 30 **X2**

**Voltage Code for Electrical System**

**Common North American Systems:**

- 01 = 240/120V Split Phase - 1Ø 3W+Grnd (Fig 1)
- 02 = 208Y/120V Wye - 3Ø 4W+Grnd (Fig 2)
- 03 = 240/120V High Leg Delta (B High) (Fig 3)
- ➔ 04 = 480Y/277V Wye - 3Ø 4W+Grnd (Fig 2) ➔
- 05 = 480V Delta - 3Ø 3W+Grnd (Fig 4) & HRG Wye
- 08 = 600Y/347V Wye - 3Ø 4W+Grnd (Fig 2)

**Other Available Systems - Confirmation encouraged:**

- 15 = 254/127V Split Phase - 1Ø 3W+Grnd, (Fig 1)
- 18 = 480/277V 2-Pole, (480/240V Split Phase) (Fig 1)
- 21 = 220Y/127V Wye - 3Ø 4W+Grnd (Fig 2)
- 41 = 520Y/300V Wye - 3Ø 4W+Grnd (Fig 2)
- 42 = 415Y/240V Wye - 3Ø 4W+Grnd (Fig 2)
- 43 = 400Y/230V Wye - 3Ø 4W+Grnd (Fig 2)
- 44 = 440Y/250V Wye - 3Ø 4W+Grnd (Fig 2)
- 51 = 480V B Corner Grnd Delta, 3Ø 3W+Grnd (Fig 6)
- 06 = 240V Delta - 3Ø 3W+Grnd (Fig 4)
- 61 = 240V B Corner Grnd Delta, 3Ø 3W+Grnd (Fig 2)
- 07 = 380Y/220V Wye - 3Ø 4W+Grnd (Fig 2)
- 09 = 600V Delta - 3Ø 3W+Grnd (Fig 4) & HRG Wye  
(Available: 100kA, 150kA)
- 91 = 600V B Corner Grnd Delta, 3Ø 3W+Grnd (Fig 6)  
(Available: 100kA, 150kA)
- 11 = 120V Single Phase (Fig 5)
- 12 = 240V Single Phase (Fig 5) - Not split phase
- 13 = 127V Single Phase (Fig 5)
- 14 = 300V Single Phase (Fig 5)
- 16 = 277V Single Phase (Fig 5)
- 17 = 480V Single Phase (1 Hot, 1 Neu, 1 Grnd) (Fig 5)

**Surge Current Rating**

- 10 = 100kA/Phase
- 15 = 150kA/Phase
- 20 = 200kA/Phase
- 25 = 250kA/Phase
- ➔ 30 = 300kA/Phase

**Options**

➔ **X = Surge Counter, six-digit LCD counter includes maintenance-free Eprom memory backup**

M = Mount Display on SPD instead of Cable  
 D = Rotary Disconnect Switch, ABB, UL98, SPD & Disconnect mounted on alum. backplane (10.75" x 10.88" x 4.5")

K = Rotary Disconnect Switch, Katko UL 508, SPD & Disconnect mounted on alum backplane (10.75" x 10.88" x 4.5")

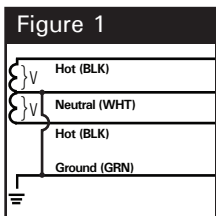
➔ **2 = Type 2 SPD, incl. UL 1283 EMI/RFI Filters**

Extended Disc. Sw. handle hardware available—consult factory

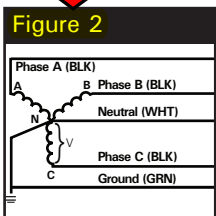
Display on 28" Cable - other lengths available—consult factory

Delete Options - Consult Factory for Order Code  
 Delete L-N Protection (reduces kA rating)  
 Delete L-G Protection (reduces kA rating)  
 Delete N-G Protection (reduces kA rating)  
 Delete Noise Filtering

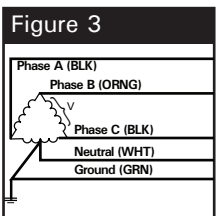
Available Accessory (order separately)  
 RM = Remote Monitor



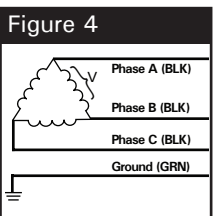
**SPLIT**  
2 Hots, 1 Neu, 1 Grnd



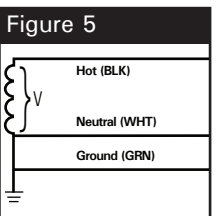
**WYE**  
3 Hots, 1 Neu, 1 Grnd



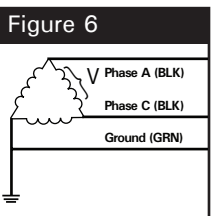
**HI-LEG DELTA (B High)**  
3 Hots, (B HIGH),  
1 Neu, 1 Grnd



**DELTA & HRG Wye**  
3 Hots, 1 Grnd



**SINGLE POLE**  
1 Hot, 1 Neu, 1 Grnd



**CORNER GROUND DELTA (B grounded)**  
2 Hots, 1 Grnd

**Performance Data**

Common North American Systems		UL 1449 Fourth Edition Test Data Voltage Protection Ratings (VPR - 3kA)						
		L-N	L-G	N-G	L-L	I <sub>n</sub>	SCCR	MCOV
01	= 240/120V Split Phase	700	700	700	1200	20kA	100kA	150
02	= 208Y/120V 3Ø Wye	700	700	700	1200	20kA	200kA	150
03	= 240Y/120V B High Leg Delta	700/1200	700/1200	700	1800	20kA	200kA	150 / 320
04	= 480Y/277V 3Ø Wye	1200	1200	1200	2000	20kA	200kA	320
05	= 480V 3Ø Delta	-	1800	-	1800	10kA	200kA	550
08	= 600Y/347V 3Ø Wye	1500	1500	1500	2500	10kA	200kA	420

**Other Available Systems:**

Please see supplementary data sheet, contact us at info@aptsurge.com or confirm at www.UL.com using CCN of VZCA. Optional disconnect switch may increase VPRs.

Advanced Protection Technologies  
 14550 58th Street North · Clearwater, Florida 33760  
 (800) 237-4567 · (727) 535-6339 · Fax (727) 539-8955  
 www.aptsurge.com · info@aptsurge.com

