

Product Details and Certifications

Cross Reference RA Part Number: PN-D10607

Product: **PN-D10607**

Description: NEMA AC/DC Contactor, Motor Loads, Feed-Through , SIZE 2 Provision for Mounting Overload Relay, 110-115V 50Hz, Open, 3 Power Poles

NOTE:

This Part Number is Based on Standard Contactor as Reference: 500F-COD930

Replacement Coils:

Standard Coil Removed CC236

Heavy Load Coil Added CC322C



Representative Photo Only (actual product may vary based on configuration sections)

CONTACTOR DATA

Bulletin Number	500 NEMA AC/DC Contactors
Continuous Ampere Rating (A)	45 A
NEMA Size	NEMA 2
Enclosure Type	Open
Coil Voltage	110-115V 50Hz
Pole Configuration	3 Power Poles
With One Auxiliary Contact	Yes

PRODUCT

Product Type	Open Style
--------------	------------

ASSEMBLY

Assembly?	Modular Kit
-----------	-------------

SYSTEM VOLTAGE DATA

Phases	3 Phases
--------	----------

CERTIFICATIONS AND APPROVALS

NEMA/EEMAC

UL

CSA

ABS

USCG

IEEE



CE

For UL Certifications Directory:


<http://database.ul.com/cgi-bin/XYV/template/LISEXT/1FRAME/index.htm>






NEMA AC Contactors

		
Bulletin	500	500F
Description	Top-wired contactor	Feed-through contactor
NEMA Size	00...9	0...5
Continuous Ampere Rating [A]	9...2250	18...270
Availability	NEMA size 0...4, open type Modular kits and components NEMA size 00, 5...9, open type Factory assembled NEMA size 00...9, enclosed Factory assembled	NEMA size 0...4, open type Modular kits and components NEMA size 5, open type Factory assembled NEMA size 0...5, enclosed Factory assembled
Enclosures (NEMA Type)	1, 3R/4/12, 4/4X, 7, and 9	—
Standards	<ul style="list-style-type: none"> NEMA/EEMAC ICS2 (Industrial Controls and Systems) UL 508 CSA C22.2, No. 14 ABS 4/5.115 USCG 46 CFR 111.70 IEEE 45 	<ul style="list-style-type: none"> NEMA/EEMAC ICS2 (Industrial Controls and Systems) UL 508 CSA C22.2, No. 14 ABS 4/5.115 USCG 46 CFR 111.70 IEEE 45
Certifications	<ul style="list-style-type: none"> UL Listed (File No. E3125; Guide No. NLDX) (File No. E10314; Guide No. NPKR) CSA Certified (LR1234) CE Marked (Per EN 60947) American Bureau of Shipping (ABS) 	<ul style="list-style-type: none"> UL Listed (File No. E3125; Guide No. NLDX) (File No. E10314; Guide No. NPKR) CSA Certified (LR1234) CE Marked (Per EN 60947) American Bureau of Shipping (ABS)
Product Selection	Page 1-31	Page 1-36

NEMA Compact AC Contactors and Starters

	
Bulletin	300, 305, 309
Features	<ul style="list-style-type: none"> Modular line of NEMA contactors & starters Space saving design Electronic & conventional coils DIN Rail mountable Common accessories Guarded terminals
NEMA Size	0...5
DIN Rail Mountable	✓
Certifications	cULus Listed (File No. E41850, Guide No. NLDX, NLDX7) CE Marked (per EN60947-4-1)
Product Selection	Page 1-60


NEMA Starters

			
Bulletin	505	509	520
Description	Reversing starters	Non-reversing starters	Multi-speed starters
	3-Phase 600V, 3-Pole Overload Protection		
NEMA Size	00...8	00...9	0...7
Continuous Ampere Rating	9...1215 A	9...2250 A	18...810 A
Availability	All sizes Factory assembled	NEMA size 0...4, open type Modular kits and components NEMA size 00, 5...9, open type Factory assembled NEMA size 00...9, enclosed Factory assembled	All sizes Factory assembled
Enclosure Type	1, 3R/4/12, 4/4X, 7, and 9	1, 3R/4/12, 4/4X, 7, and 9	1, 3R/4/12, 4/4X, 7, and 9
Standards	<ul style="list-style-type: none"> NEMA/EEMAC ICS 2 (Industrial Controls and Systems) UL 508 CSA C22.2, No. 14 ABS 4/5.115 USCG 46 CFR 111.70 	<ul style="list-style-type: none"> NEMA/EEMAC ICS 2 (Industrial Controls and Systems) UL 508 CSA C22.2, No. 14 ABS 4/5.115 USCG 46 CFR 111.70 	<ul style="list-style-type: none"> NEMA/EEMAC ICS (Industrial Controls and Systems) UL 508 CSA C22.2, No. 14 ABS 4/5.115
Certifications	<ul style="list-style-type: none"> UL Listed (File No. E3125; Guide No. NLDX) CSA Certified (File LR 1234) CE Marked (per EN 60947-4-1) American Bureau of Shipping (ABS) Hazardous Location: UL Listed (File No. E10314), CSA Certified (File No. LR 11924) 	<ul style="list-style-type: none"> UL Listed (File No. E3125; Guide No. NLDX) CSA Certified (File LR 1234) Hazardous Location: UL Listed (File No. E10314), CSA Certified (File No. LR 11924) 	<ul style="list-style-type: none"> UL Listed (File No. E3125; Guide No. NLDX) CSA Certified (File LR 1234) Hazardous Location: UL Listed (File No. E10314), CSA Certified (File No. LR 11924)
Product Selection	Page 1-39	Page 1-46	Page 1-53



NEMA Feed-Through AC Contactors

Product Overview/Cat. No. Explanation



**Size 1, 3-Pole
Open Type without Enclosure
Feed-Through Construction
with Auxiliary Contact**

Bulletin 500F Open Type Feed-Through Contactor

- Feed-through construction
 - Contactor can be field wired for single- or three-phase applications
- NEMA sizes 0...4 (open type)
- Available as components or a modular kit for faster delivery
 - Product selection can be done via two options:
 - Ordering a complete kit
 - Ordering individual components
 - Feed-through contactor includes a 120V AC coil and (1) N.O. auxiliary contact, as standard
- NEMA size 5 (open type)
- Available as factory assembled

Table of Contents

Accessories..... 1-111
 Modifications..... 1-106
 Specifications..... 1-126
 Full Load Currents of AC Motors..... 1-132
 Approximate Dimensions..... 1-133
 Coil Data 1-129

Standards Compliance

NEMA/EEMAC ICS 2
 UL 508
 CSA C22.2 No.14
 ABS 4/5.115 — American Bureau of Shipping
 UCSG 46 CFR 111.70
 IEEE 45
 EN/IEC 60947-4-1

Certifications

CE Marked
 CSA Certified (LR1234)
 UL Listed (File No. E3125, Guide No. NLDX)

Catalog Number Explanation

For flexibility, devices may be ordered in a convenient modular kit or as individual components.

A modular kit includes:

- Base contactor
- Selectable options
- Selectable coil voltage

Modular Kit Example Cat. No.

500F – C O – 930 –

a b c d e f



NOTE:
For Coil options see page 5.

a

Bulletin No.	
Bulletin No.	Description
500F	Feed-through contactor
500FC	Feed-through contactor (DC voltage)

b

NEMA Size	
Code	Description
A	0
B	1
C	2
D	3
E	4

c

NEMA Enclosure Type	
Code	Type
O	No enclosure

d

Nominal Coil Voltage		
Code	Voltage	Frequency
A	220V 240V	50 Hz 60 Hz
B	440V 480V	50 Hz 60 Hz
C	550V 600V	50 Hz 60 Hz
D	110V 120V	50 Hz 60 Hz
F	277V	60 Hz
H	200...208V	60 Hz
I	415V	50 Hz
J	24V	50/60 Hz
N	380V	50 Hz
VL	24V DC	—
VG	125...250V DC	—

e

Number of Poles	
Code	Voltage Description
930	Three Power Poles and (1) N.O. Auxiliary Contact

f

Options	
Code	Voltage Description
17	Surge Suppressor for 120 or 240V AC Coil
90	(1) N.O. Auxiliary Contact*
91	(1) N.C. Auxiliary Contact*

* Up to (6) combinations of auxiliary contacts can be selected. Example: Code 90011 indicates (2) N.O. and (2) N.C. contacts.

NEMA Feed-Through AC Contactors

Product Selection — Modular Kit

Product Selection of NEMA sizes 0...4 by Modular Kits



1

Base Contactor

Includes a 120V AC coil and (1) N.O. auxiliary contactor as standard.

NEMA Size	Continuous Ampere Rating [A]	Maximum Horsepower Rating Full Load Current Must Not Exceed "Continuous Ampere Rating"						3 Power Poles • 600V AC Maximum • 60 Hz
		1-Phase Motor Voltage		3-Phase Motor Voltage				
		115V	230V	200V	230V	50 Hz 380...415V	460...575V	
0	18	—	3	3	3	5	5	500F-AO \otimes 930
1	27	—	7.5	7.5	7.5	10	10	500F-BO \otimes 930
2	45	—	15	10	15	25	25	500F-CO \otimes 930
3	90	—	30	25	30	50	50	500F-DO \otimes 930
4	135	—	50	40	50	75	100	500F-EO \otimes 930
5	270	—	—	75	100	150	200	♣

♣ See page 1-38 for NEMA size 5 contactors.

⊗ Coil Voltage Code

The cat. no. as listed is incomplete. Select a coil voltage code from the table below to complete the cat. no.

Example: **Cat. No. 500F-AO \otimes 930** becomes **Cat. No. 500F-AOD930**. For other voltages, please consult your local Rockwell Automation sales office or Allen-Bradley distributor.

[V]	24	110	120	125	208	220	240	250	277	380	415	440	480	550	600
AC, 50 Hz	J	D	—	—	—	A	—	—	—	N	I	B	—	C	—
AC, 60 Hz	J	—	D	—	H	—	A	—	F	—	—	—	B	—	C
DC	VL	—	—	VG	—	—	—	VG	—	—	—	—	—	—	—

➤ DC voltage code is only available for NEMA sizes 0...3. When ordering a DC voltage code (VL or VG), add "C" to the catalog number. Example: **Cat. No. 500FC-BOVL930**.

Note: The base contactor includes a 120V AC coil as standard. For all other voltages, a second coil will be included in the modular kit for field swap out.

Options for Modular Kit

Options	
Code	Description
17	Surge Suppressor for 120 or 240V AC Coil
90	(1) N.O. Auxiliary Contact*
91	(1) N.C. Auxiliary Contact*

* Up to (6) combinations of auxiliary contacts can be selected. Example: Code 90011 indicates (2) N.O. and (2) N.C. contacts.

Example: **Cat. No. 500F-COD930-17-90** includes a NEMA size 2, 3-pole, contactor with a 120V AC coil, surge suppressor, and (1) N.O. auxiliary contact.



⊕ Operating Coils

Coil Voltage	Frequency (Hz)	Size 0-1 Size 15/20A-30A		Size 2 Size 60A		Size 3 Size 100A		Size 4 Size 200A		Size 5 Size 300A
		2-3 Poles ①②	4 Poles① 4-5 Poles②	2 Poles①②	3-4 Poles① 3-5 Poles②	2 Poles① 2-3 Poles②	3-4 Poles① 4-5 Poles②	2 Poles① 2-3 Poles②	3-4 Poles① 4-5 Poles②	Series L③
24V	60	CB013	CB013	CC013	CC013C	CD013	CD013	—	—	—
	50	CB407	CB407C	CC407	CC407C	CD407	CD407C	CE407	—	AF407
110V	50	CB236	CB236	CC236	CC236C	CD236	CD236C	CE236	CE236C	AF236
110-115V	50	CB322	CB322C	CC322	CC322C	CD322	CD322C	CE322	CE322C	AF322
115-120V	60	CB236	CB236	CC236	CC236C	CD236	CD236C	CE236	CE236C	AF236
200-208V	60	CB249	CB249C	CC249	CC249C	CD249	CD249C	CE249	CE249C	AF249
220-230V	50	CB339	CC339	CC339	CC339C	CD339	CD339C	CE339	CE339C	AF339
230-240V	50	CB242	CB342C	CC342	CC342C	CD342	CD342C	CE342	CE342C	AF342
	60	CB254	CB254	CC254	CC254C	CD254	CD254C	CE254	CE254C	AF254
277V	60	CB260	CB260	CC260	CC260C	CD260	CD260C	CE260	CE260C	AF260
380V	50	CB354	CB354C	CC354	CC354C	CD354	CD354C	CE354	CE354C	AF354
380-400V ("KN" Code)	50	CB390	CB390C	CC390	CC390C	CD390	CD390C	CE390	CE390C	AF390
415V	50	CB357	CB357C	CC357	CC357C	CD357	CD357C	CE357	CE357C	AF357
440-460V	50	CB360	CB360C	CC360	CC360C	CD360	CD360C	CE360	CE360C	AF360
460-480V	60	CB273	CB273	CC273	CC273C	CD273	CD273C	CE273	CE273C	AF273
500V	50	CB364	CB364C	CC364	CC364C	CD364	CD364C	CE364	CE364C	AF364
575-600V	60	CB278	CB278	CC278	CC278C	CD278	CD278C	CE278	CE278C	AF278

Parts indicated with ⊕ are recommended spare parts.

- ① For Non-motor Loads (Bulletin 500L).
- ② For Motor Rated Contactors.
- ③ For Size 5 Series A coils, the nearest sales office for information.

Operating Coil Data

Contactor Size	No. of Poles	Voltamperes Burden for 60 Hz Coils④											
		24 Volts		115-120 Volts		200-208 Volts		230-240 Volts		460-480 Volts		575-600 Volts	
		Inrush	Sealed	Inrush	Sealed	Inrush	Sealed	Inrush	Sealed	Inrush	Sealed	Inrush	Sealed
0	2-5	192	29	192	29	192	29	192	29	192	29	192	29
1	2-5	192	29	192	29	192	29	192	29	192	29	192	29
2	2-3	240	29	240	29	240	29	240	29	240	29	240	29
2	4-5	315	38	315	38	315	38	315	38	315	38	315	38
3	2-3	660	45	660	45	660	45	660	45	660	45	660	45
3	4-5	840	58	840	58	840	58	840	58	840	58	840	88
4	2-3	—	—	1225	69	1225	69	1225	69	1225	69	1225	69
4	4-5	—	—	1490	96	1490	96	1490	96	1490	96	1490	96
5 (Series L)	2-3	—	—	1490	96	1490	96	1490	96	1490	96	1490	96

④ For 50 Hz coils, consult your nearest Allen-Bradley Sales Office.