



TE/XT Series Transient Voltage Surge Suppressor/SPD



Meets Feb 2007 UL changes:
UL 1449 Second Edition Revision
(UL 1449 Rev '2.5')

Performance Specifications

- Surge Capacity L-N L-G N-G
- 120kA/phase 80k 40k 120k Standard
- 160kA/phase 80k 80k 120k Optional
- 240kA/phase 120k 120k 120k Optional

**UL 1449 Second Edition Revision Listed
(UL 1449 Rev '2.5' Listed)**

- UL 1283 Fourth Edition Listed
- UL Listed to Canadian safety standards
- UL 1449 Listed 200kA SCCR
- 200KAIR Rated Fusing
- Less than ½ Nanosecond Response Time
- 5000 Category C3 (C High) Impulses with <10% Drift

Environmental Specifications

- Relative Humidity Range: 0 - 95% Non-Condensing
- Operating Frequency: 47 - 63 Hz
- Operating Temperature: -40° C (-40° F) to +65° C (+149° F)

Standard Configuration

- External Mount NEMA 1 Standard Enclosure (Other enclosures available)
- Standard Size: 8.25" x 8.25" x 5.50"
- Weight: 21 Lbs.

Design Features

- Designed, Manufactured, & Tested consistent with:
 - IEEE C62.41.1-2002, C62.41.2-2002, and C62.45-2002
 - ANSI/IEEE C62.41-1991 and C62.45-1992
 - NEMA LS-1
 - NEC 285.6
- Large Block Utility Grade 40mm MOVs
- High Energy Parallel Design for Category C3 and C High Applications
- For External Mounting next to Switchgear, Motor Control Centers, or Panelboards
- AC Sinewave Tracking Filter with EMI/RFI Filtering up to -50dB from 100kHz to 100MHz
- Individually Fused Suppression Modes
- Thermal Cutout in each Mode
- Typical connection: #8 AWG and 30 - 50A Breaker
- Solid State Bi-directional
- Redundant LEDs to Indicate Loss of Protection or Circuit Fully Operational
- Audible Alarm with Silence Switch

Quality

- 5 Year Warranty
- Burn-in Tested Prior to Shipment
- Short Circuit Current Rating 200,000 rms Symmetrical Amperes (UL Listed)
- APT's Quality Management System is ISO 9001:2000 Certified

Each surge suppression mode is individually fused and utilizes APT's Patented TranSafe™ Circuitry

Suppression elements are encapsulated in APT's UL Listed and Patented Ceramgard®



TE/(x)XT/(zz)

x = Voltage Code, zz = Options

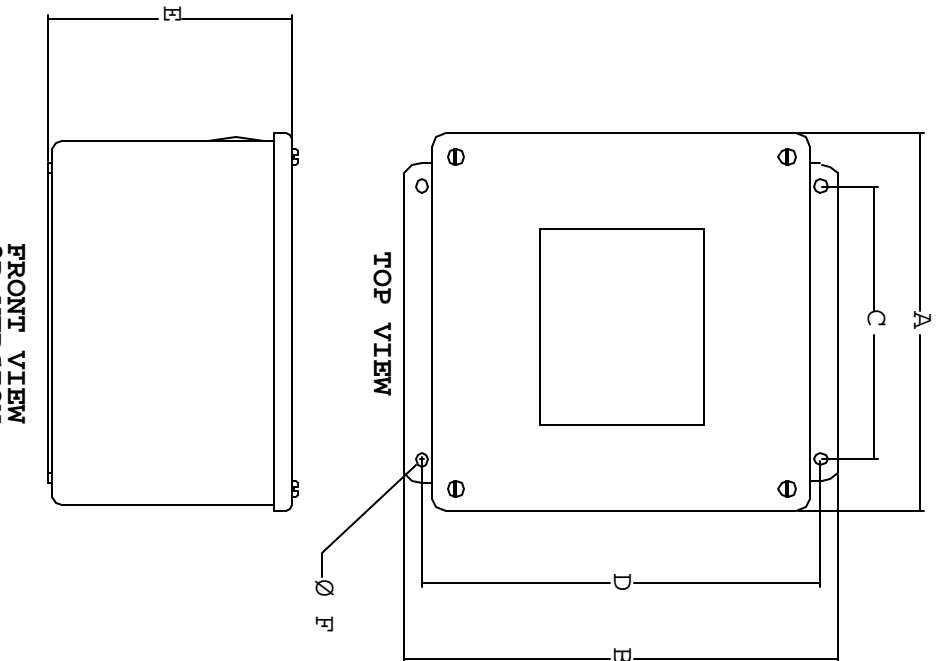
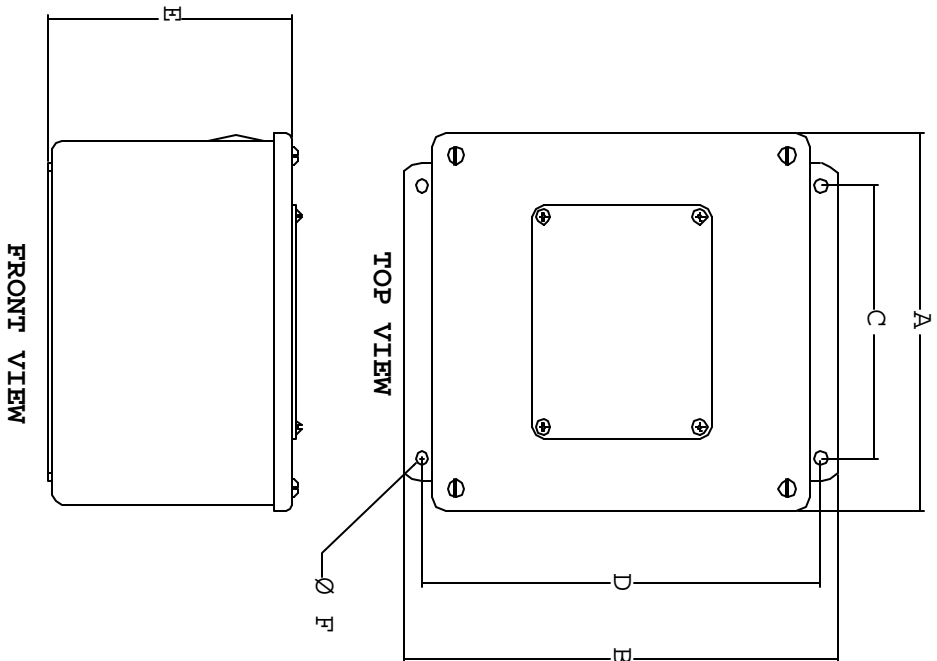
Model	Service Voltage	UL 1449 Suppressed Voltage Rating (SVR)				MCOV
		L-N	L-G	N-G	L-L	
TE/1XT	240V/120 Split Phase	330	330	330	700	150
TE/11XT	120V Single Phase	330	330	330		150
TE/12XT	240V Single Phase	700	700	700		275
TE/2XT	208Y/120V Three Phase, WYE	330	330	330	600	150
TE/3XT	240V/120V Three Phase, High-Leg, DELTA	330/700	330/700	330	700/900	150/275
TE/31XT	120V Three Phase, DELTA		400		400	150/150
TE/4XT	480Y/277V Three Phase, WYE	700	700	700	1200	320
TE/5XT	480V Three Phase, DELTA		1500		1500	575
TE/51XT	480V Three Phase, Corner Grounded, DELTA		1500		1500	575
TE/6XT	240V Three Phase, DELTA		700		700	275
TE/61XT	240V Three Phase, Corner Grounded, DELTA		700		700	275
TE/7XT	380Y/220V Three Phase, WYE	700	700	700	1200	320
TE/8XT	600Y/347V Three Phase, WYE	1000	1000	900	1800	420
TE/9XT	600V Three Phase, DELTA		1500		1800	750
TE/91XT	600V Three Phase, Corner Grounded, DELTA		1500		1800	750

Ordering information for Optional Features should be appended to the model number and separated by a slash(/).
 Example: TE/2XT/240/DC/04

Available Options:

- /160** Module Option increases the surge current capacity from 120kA/phase to 160kA/phase
- /240** Module Option increases the surge current capacity from 120kA/phase to 240kA/phase
- /DC** The Dry Contacts monitor each phase providing a summary alarm. The contacts are terminated in a DB-9 connector
- /RM** Remote Monitor with indicator lights and audible alarm is available for use with the Dry Contact Option
- /SC** Surge Counter Option monitors the occurrence of transients entering the facility through the suppressor and is supplied with a long life Super Cap to provide power to the Counter in the event of a power failure
- /FM** Flush Mount Option replaces the standard surface mount enclosure
- /12** NEMA 12 enclosure
- /3R** NEMA 3R enclosure - display on inside - visible through window
- /04** NEMA 4 enclosure - diagnostic display inside enclosure - visible through window

**TVSS DIMENSIONS AND WEIGHTS
NEMA TYPE 1, 12, 3, 3R, 4**



**FRONT VIEW
3R VERSION**

**NOTES:
BOX: 16GA, COVER: 16GA REMOVABLE**

CONFIGURATION	DIMENSIONS INCHES (MILLIMETERS)					
	A	B	C	D	E	F
	8.25 (212)	9.50 (243)	6.00 (154)	8.75 (224)	5.50 (141)	.312 (8)

DEVICE WEIGHT 18 LB (8.18KG) MAX

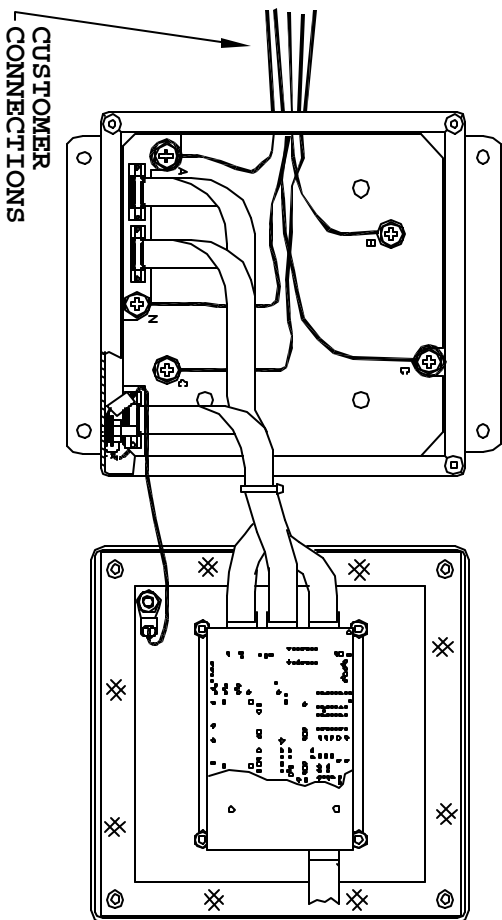
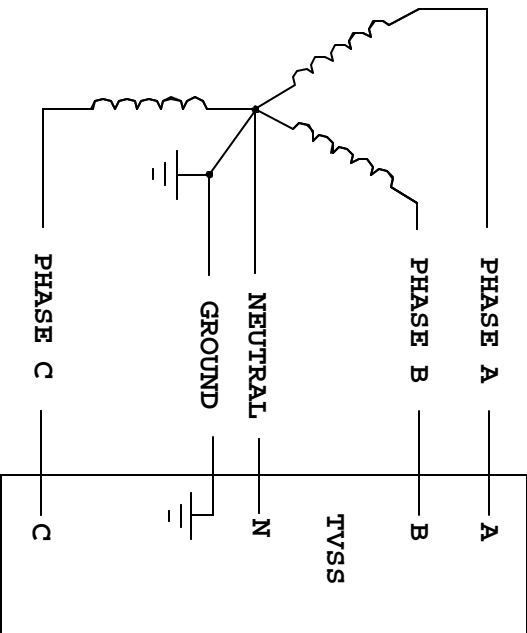


ADVANCED PROTECTION TECHNOLOGIES

DWG NO. 43A10325

SERIES TE/XT

**TRANSIENT VOLTAGE SURGE SUPPRESSOR (TVSS)
TE/XT SERIES WIRING DIAGRAMS**



INSTALLATION NOTES:

1. RECOMMENDED WIRE SIZE: #8 AWG (15MM²) COPPER WIRE FOR PHASE, NEUTRAL AND GROUND CONNECTIONS.
2. RECOMMENDED BREAKER SIZE: 30-50 AMP CIRCUIT BREAKER.

MODEL NUMBER	SERVICE VOLTAGE
TE/2XT	120Y/208V, 3 PHASE, 4 WIRE
TE/4XT	277Y/480V, 3 PHASE, 4 WIRE
TE/7XT	220Y/380V, 3 PHASE, 4 WIRE
TE/8XT	347Y/600V, 3 PHASE, 4 WIRE



ADVANCED PROTECTION TECHNOLOGIES

DWG NO. 43A10329

SERIES TE/XT