




Application Note

1606-XL480EP

- World-wide approvals (  ) for industry
- Input: AC 115/230V **Auto Select**
- Output: 24...28V / 480W (600W)



- 90% Efficiency
- Ideal for parallel operation
- **Overload behavior adjustable** (Continuous current / Hiccup)

Input

Input voltage	AC 100...120V/200...240V, 47...63Hz Auto Select
Rated tolerances	
• Continuous operation	AC 85...132V resp. AC 184...264V
• Short-term (1 min) at 24V/20A	AC 85...140V resp. AC 170...280V
Input current	<10A (115V range) <5A (230V range)
Inrush current	<37A at AC 264V ($T_{amb} = +50^{\circ}\text{C}$, cold start)
Fuse loading	<8A ² s ($T_{amb} = +50^{\circ}\text{C}$, cold start)

If you intend to protect the primary side of the power supply with a fuse or a circuit breaker, a 15 A slow acting fuse (HBC) or a supplementary protector 1492-SPU1C150 is recommended (1492-SP1C160 for Europe). In order to meet local requirements, please consult local codes and regulations for proper installation.

Harmonic current emissions EN 61000-3-2 (PFC)

Transient handling	Transient resistance acc. to VDE 0160 / W2 (750V / 1.3ms), for <i>all</i> load conditions.
Hold-up time	30ms at 24V/20A, AC 230V _{in} 30ms at 24V/20A, AC 120V _{in} 15ms at 24V/20A, AC 100V _{in}

Efficiency, Reliability etc.

Efficiency	typ. 90% (AC 230V, 24V/20A)
Losses	typ. 53W (AC 230V, 24V/20A)
MTBF	519.000h acc. to Siemensnorm SN29500 (24V/20A, 230V, $T_{amb} = 40^{\circ}\text{C}$)
Life cycle (electrolytics)	The unit exclusively uses longlife electrolytics, specified for +105°C. High reliability, as <ul style="list-style-type: none"> • only five aluminium electrolytics and • no small aluminium electrolytics are used.

Output

Output voltage	DC 24...28V, adjustable by (covered) front panel potentiometer. Adjust. range guaranteed
Output noise suppression	Radiated EMI values below EN50081-1, even when using long, unscreened output cables.
Ambient temperature range T_{amb}	Operation: 0°C...+70°C (>60°C: Derating) Storage: -25°C...+85°C
Rated continuous loading with convection cooling:	
• $T_{amb}=0^{\circ}\text{C} - 60^{\circ}\text{C}$	24V/20A resp. 28V/18A short-term (<30s) 24V/25A resp. 28V/22A
Derating	12W/K (at $T_{amb} = 60...70^{\circ}\text{C}$)
Voltage regulation	better than 2% over all
Ripple	(incl. spikes (20MHz bandwidth), 50Ω measurement)
• Output charact. S	<20mV _{pp} (<0.1%)
• Output charact. P (S/P: Single/Parallel Mode)	<40mV _{pp} (In: AC 230V, Out: 24V/20A) <100mV _{pp} (In: AC 184V, Out: 24V/20A)
Over-voltage protection	At 33V ±10%: switch to hiccup mode

Front panel indicators:

- Green LED on, when $V_{out} > U_T$, where U_T is appr. 2V below V_{out} adjusted (24V...28V)
- Red LED on, when $V_{out} < U_T$

Parallel operation Yes, up to ten units

To achieve current sharing the output V/I characteristic can be altered to be 'softer' (25V at 0.4A, 24V at 20A). This is done by repositioning a bridge connection (without opening the unit).

Power back immunity max. 30V

Construction / Mechanics

Housing dimensions and Weight

- W x H x D 220mm x 124mm x 102mm (+ DIN rail)
- Free space for ventilation above/below 70mm recommended left/right 25mm recommended
- Weight 2.5kg

Design advantages: All connection blocks are easy to reach as mounted at the front panel; PVC insulated cable can be used for all connections, as the connection blocks are mounted in the cooler area on the underside of the unit.

Wire Size Input/Output:

Stranded 20...10 AWG (0.5...4 mm²), Solid 20...10 AWG (0.5...6 mm²)

Tightening Torque: 7 lbs in (0.8 Nm) recommended

Start / Overload Behavior

Startup delay	typ. 0.55s
Rise time	appr. 20...80ms, depending on load

Overload behavior (see characteristic on the right)

- Power Boost: Short-term (<30s) 125% output power without voltage drop.
- Electronic current limiting, protects from overload and short-circuit.
- High overload/short-circuit behavior ($V_{out} < 14V$) switchable between Overload Design and hiccup mode. Switching by jumper on bottom of the unit; it is not necessary to open the unit for this purpose.

Overload Design (continuous current):

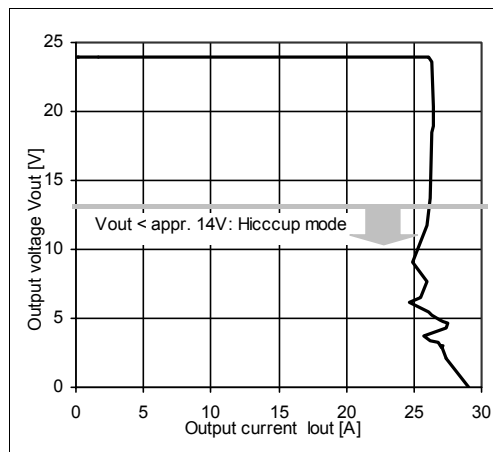
- No disconnection/hiccup, thus overloading is possible also for a longer period of time (load start-up), ideal for parallel operation.
- High overload/short-circuit current due to straight characteristic; each bias point of the V/I characteristic extends 20A.

Advantage: Due to the high and continuously supplied overload current the unit starts reliably even with awkward loads (DC-DC converters, motors). No 'sticking' such as can occur with fold-back characteristics, and secondary fuses trigger more reliably.

Hiccup mode:

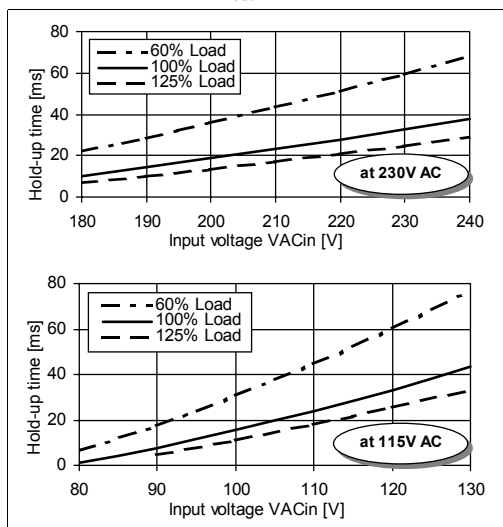
- Unit switches off when high overload occurs ($V_{out} < \text{appr. } 14V$) with subsequent periodical switch-on attempts (hiccup mode):
 - Duration of switch-on attempts: appr. 0.1s at short-circuit or appr. 1s at overload
 - Duration between switch-on attempts: appr. 1.5s
- $V_{out} > \text{appr. } 14V$: The output current is continuous. The V/I characteristic equals that of the Overload Design; each bias point of the V/I characteristic extends 20A.

Output characteristic (typ.)

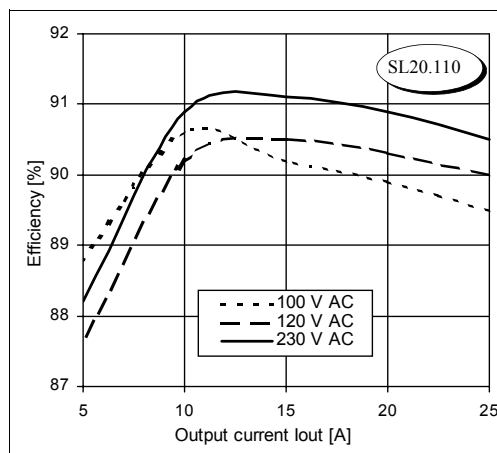


Specifications valid for 230V AC input voltage, +25°C ambient temperature, and 5 min run-in time, unless otherwise stated. They are subject to change without prior notice

Hold-up time (min., at $V_{out}=24V$)



Efficiency (typ., at $V_{out}=24V$)



www.rockwellautomation.com

Corporate Headquarters

Rockwell Automation, 777 East Wisconsin Avenue, Suite 1400, Milwaukee, WI, 53204-5302 USA, Tel: (1) 414.212.5200, Fax: (1) 414.212.5201

Headquarters for Allen-Bradley Products, Rockwell Software Products and Global Manufacturing Solutions

Americas: Rockwell Automation, 1201 South Second Street, Milwaukee, WI 53204-2496 USA, Tel: (1) 414.382.2000, Fax: (1) 414.382.4444

Europe: Rockwell Automation SA/NV, Vorstlaan/Boulevard du Souverain 36-BP 3A/B, 1170 Brussels, Belgium, Tel: (32) 2 663 0600, Fax: (32) 2 663 0640

Asia Pacific: Rockwell Automation, 27/F Citicorp Centre, 18 Whitfield Road, Causeway Bay, Hong Kong, Tel: (852) 2887 4788, Fax: (852) 2508 1846

Headquarters for Dodge and Reliance Electric Products

Americas: Rockwell Automation, 6040 Ponders Court, Greenville, SC 29615-4617 USA, Tel: (1) 864.297.4800, Fax: (1) 864.281.2433

Europe: Rockwell Automation, Brühlstraße 22, D-74834 Elztal-Dallau, Germany, Tel: (49) 6261 9410, Fax: (49) 6261 1774

Asia Pacific: Rockwell Automation, 55 Newton Road, #11-01/02 Revenue House, Singapore 307987, Tel: (65) 351 6723, Fax: (65) 355 1733