



Application Note

1606-XL720E-3

- World-wide approvals (CE UL UL508) for industry
- Input: 3 AC 400...500V
- Output: 24...28V / 720W

- 92.5% efficiency
- Ideal for parallel operation
- Simple fusing

Input

Input voltage	3 AC 400...500V, $\pm 15\%$ 47...63 Hz; Suitable for IT power systems
Rated Tolerances	
• Continuous operation	340...576V AC resp. 450...820V DC
• Short term (1 min) at 24V/30 A	300...620V AC resp. 420...890V DC
Input current	3 x 2.0 A
Inrush current	< 17 A bei 576V AC
Inrush current limiting done with a fixed 47R resistor (not a thermistor) which is bridged after the unit is running, so losses are minimised. That means no reset time even at a warm-start.	
Fuse loading	< 2 A ² s
If you intend to protect the primary side of the power supply with fuses or circuit breakers, 10 A (x3) slow acting fuses (HBC) or a supplementary protectors 1492-SP3C100 are recommended. In order to meet local requirements, please consult local codes and regulations for proper installation.	
Harmonic current emissions acc. EN 61000-3-2 (PFC)	
Transient handling	Active transient filter incorporated, so transient resistance acc.to VDE 0160 / W2 (1560 V / 1.3 ms), for <i>all</i> load conditions.
Hold up time	> 10 ms at 400V AC, 24V / 30 A

Efficiency, Reliability etc.

Efficiency	typ. 92.5 % (400V AC, 24V/30 A)
Losses	typ. 60 W (400V AC, 24V/30 A)
MTBF	425,000 h @ 400VAC, 360,000 h @ 480VAC (Siemensnorm SN 29500 (Release 07.97), 24V/30 A, $T_{amb} = +40^\circ\text{C}$)
Life cycle (electrolytics)	The unit exclusively uses longlife electrolytics, specified for +105°C. High reliability and lifetime, as <ul style="list-style-type: none"> • only four aluminium electrolytics and • no small aluminium electrolytics are used.

Output

Output voltage	24...28V DC, adjustable by (covered) front panel potentiometer. Adj. range guaranteed
Output noise suppression	Radiated EMI values below EN50081-1, even when using long, unscreened output cables.
Ambient temperature range T_{amb}	Operation: $0^\circ\text{C}...+70^\circ\text{C}$ ($>60^\circ\text{C}$: Derating) Storage: $-25^\circ\text{C}...+85^\circ\text{C}$
Rated continuous loading with convection cooling at $T_{amb}=0^\circ\text{C}...60^\circ\text{C}$	24V/30 A (720 W) resp. 28V/26 A (728 W)
Derating	typ. 18 W/K (at $T_{amb}=+60^\circ\text{C}...+70^\circ\text{C}$)
Voltage regulation	better than 2% over all
Ripple	(incl. spikes (20 MHz bandwidth), 50 Ω measurement)
• Output charact. S	< 20 mV _{pp} (< 0.1 %)
• Output charact. P (S/P Single/Parallel Mode)	< 40 mV _{pp} (In: 230VAC, Out: 24V/30A) < 100 mV _{pp} (In: 184VAC, Out: 24V/30A)
Over-voltage protection	At $32V \pm 10\%$: switch to hiccup mode
Front panel indicators:	<ul style="list-style-type: none"> • Green LED on, when $V_{out} > U_T$, where U_T is ca. 2 V below V_{out} adjusted (24V...28V) • Red LED on, when $10V < V_{out} < U_T$ • Red LED flashes, when $0V < V_{out} < 10V$
Parallel operation	Yes, up to ten units
To achieve current sharing the output V/I characteristic can be altered to be 'softer' (25V at 0.4A, 24V at 30A). This is done by repositioning a bridge connection (without opening the unit).	
Power Back Immunity	> 30V

Construction / Mechanics

Housing dimensions and Weight	
• W x H x D	240 mm x 124 mm x 112 mm (+ DIN rail)
• Free space for ventilation above/below 70 mm recommended	
• Weight	left/right 25 mm recommended 2.0 kg

Design advantages:

- All connection blocks are easy to reach as mounted at the front panel.
- PVC insulated cable can be used for all connections, as the connection blocks are mounted in the cooler area on the underside of the unit.

Wire Size Input/Output:

- Stranded 20...10 AWG (0.5...4 mm²), Solid 20...10 AWG (0.5...6 mm²)
- Tightening Torque: 7 lbs in (0.8 Nm) recommended

Start / Overload Behavior

Startup delay	typ. 0.2 s
Rise time	ca. 20...80 ms, depending on load
Duration of switch-on attempts at	
• Initial application on mains	ca. 1.4 s
• Subsequent attempts	ca. 0.5 s
Hiccup operation at	$V_{out} < \text{ca. } 10V$
Duration between switch-on attempts	ca. 1 s

Electronic current limiting, protects against overload and short circuit:

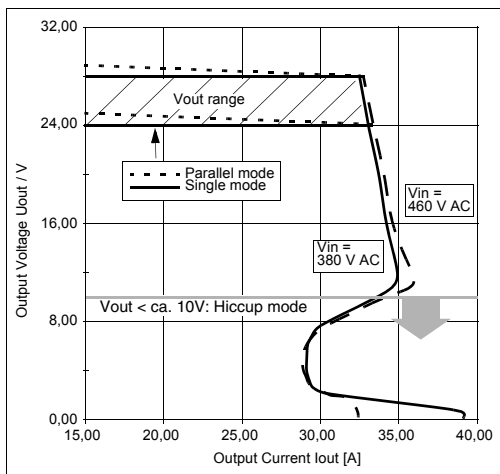
- $V_{out} < \text{ca. } 10V$: Periodical switch-on attempts (hiccup-mode).
- $V_{out} > \text{ca. } 10V$: The output current is continuous.

The V/I characteristic of the supply is straight.

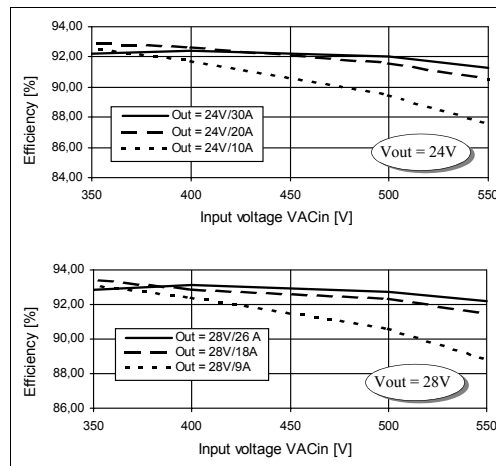
Advantages of the switch-on/overload behavior:

- Safer switch-on into highly non-linear loads with large starting currents
- Short-term overloads result in current limiting and not in an immediate shut-down.
- Parallel operation of several units possible. Proper switch-on performance is obtained.

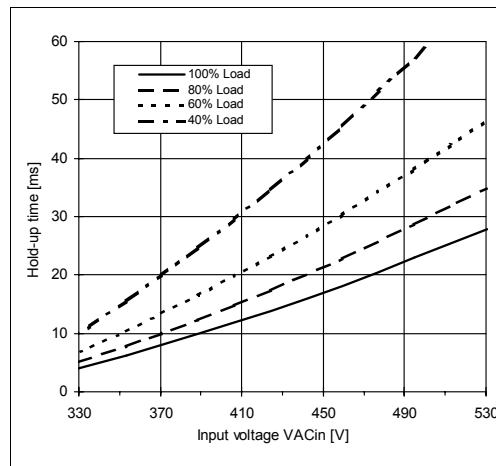
Output V/I characteristic (typ.)



Efficiency (typ.)



Hold-up time (min., at $V_{out}=24V$)



Specifications valid for 3x400V AC input voltage, +25°C ambient temperature, and 5 min run-in time, unless otherwise stated. They are subject to change without prior notice.

www.rockwellautomation.com

Corporate Headquarters

Rockwell Automation, 777 East Wisconsin Avenue, Suite 1400, Milwaukee, WI, 53204-5302 USA, Tel: (1) 414.212.5200, Fax: (1) 414.212.5201

Headquarters for Allen-Bradley Products, Rockwell Software Products and Global Manufacturing Solutions

Americas: Rockwell Automation, 1201 South Second Street, Milwaukee, WI 53204-2496 USA, Tel: (1) 414.382.2000, Fax: (1) 414.382.4444

Europe: Rockwell Automation SA/NV, Vorstlaan/Boulevard du Souverain 36-BP 3A/B, 1170 Brussels, Belgium, Tel: (32) 2 663 0600, Fax: (32) 2 663 0640

Asia Pacific: Rockwell Automation, 27/F Citicorp Centre, 18 Whitfield Road, Causeway Bay, Hong Kong, Tel: (852) 2887 4788, Fax: (852) 2508 1846

Headquarters for Dodge and Reliance Electric Products

Americas: Rockwell Automation, 6040 Ponders Court, Greenville, SC 29615-4617 USA, Tel: (1) 864.297.4800, Fax: (1) 864.281.2433

Europe: Rockwell Automation, Brühlstraße 22, D-74834 Elztal-Dallau, Germany, Tel: (49) 6261 9410, Fax: (49) 6261 1774

Asia Pacific: Rockwell Automation, 55 Newton Road, #11-01/02 Revenue House, Singapore 307987, Tel: (65) 351 6723, Fax: (65) 355 1733