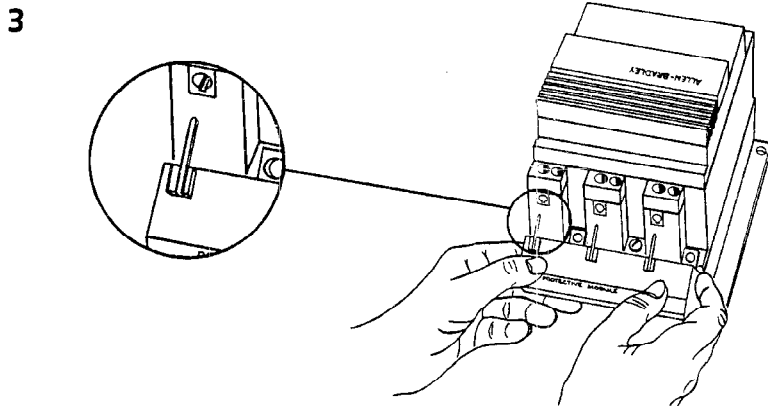
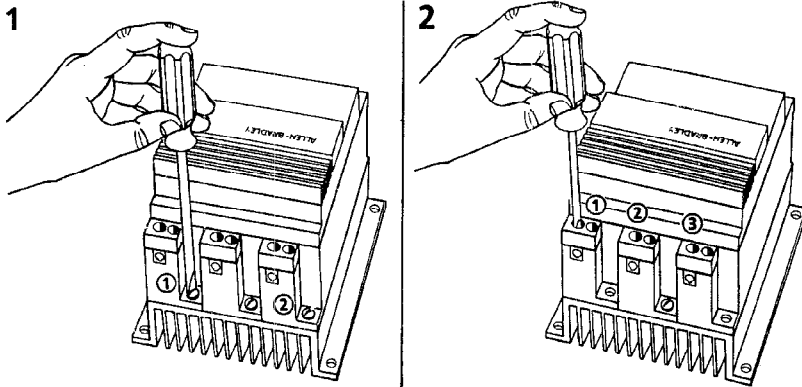



BULLETIN 150 METAL OXIDE VARISTOR REPLACEMENT
CATALOG NUMBERS 150-N84, 150-N86

WARNING: To avoid shock hazard, disconnect main power before working on the controller, motor, or control devices such as Start/Stop pushbuttons.

INSTALLATION PROCEDURE (REFER TO FIGURES 1-5)

- A. Line Side**
1. Remove two (2) power module mounting screws as indicated in Figure 1.
 2. Loosen three (3) power lug screws to allow for insertion of MOV module leads.
 3. Insert MOV module leads into power lugs, make sure leads seat in guide slots.



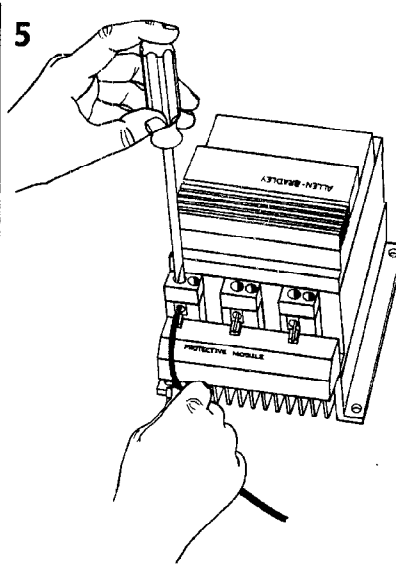
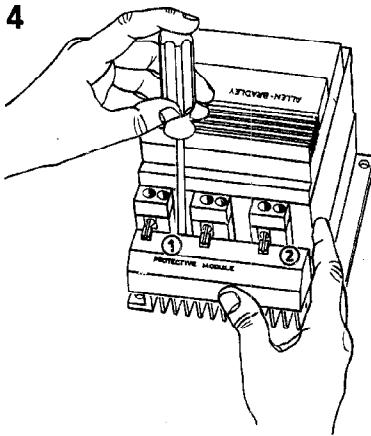
REFERENCES		BULLETIN 150 METAL OXIDE VARISTOR		WAS
REVISION		REPLACEMENT INSTRUCTION SHEET		 ALLEN-BRADLEY MILWAUKEE, WISCONSIN
RELEASE		CATALOG NOS. 150-N84, 150-N86		
1	172-86-1	DR. G. USHAKOW		DATE 2-10-87
2	1850-90	CHKD. <i>R.P. Holland</i>		DATE 2-19-87
REF. BOOK		APPD. <i>R.E. Houf</i>		DATE 2-25-87
FORM NO. 97 (REV)		SHEET 1 OF 2		DWG. SIZE B 40055-044

4. Replace the two (2) power module mounting screws that were removed in step 1. (Torque screws to 3.4 N-m (30 lb. in.)).

5. Insert power wires into power lugs, torque screws to recommended values as shown on nameplate.

B. Load Side

Follow instructions in section "A" but for load side of controller.



For Bulletin 150 SMC™ Smart Motor Controller technical support on start-up or existing installations, contact your Allen-Bradley representative. In the United States you can also call 1-800-785-SMCS (765-7627) for assistance during the hours of 8:00 am to 12:00 noon and 1:00 pm to 4:30 pm (Central Time Zone) from Monday through Friday.


40055-044-01 (B)
Printed in U.S.A.



-01	TWO SIDES PRINTED BODY STOCK WHITE, INK BLACK	8-1/2" W. X 11"H.
-----	---	-------------------

DO NOT WRITE IN THIS AREA

PART CHG. NO.	LTR.	MATERIAL	SIZE
---------------	------	----------	------

REFERENCES		BULLETIN 150 METAL OXIDE VARISTOR REPLACEMENT INSTRUCTION SHEET		WAS	
REVISION	DIMENSIONS APPLY BEFORE SURFACE TREATMENT	CATALOG NOS. 150-N84, 150-N86		 ALLEN-BRADLEY MILWAUKEE, WISCONSIN	
RELEASE	(DIMENSIONS IN INCHES) TOLERANCES UNLESS OTHERWISE SPECIFIED				
1	2 PLACE DECIMAL (.XX)	DR. G. USHAKOW		DATE 2-10-87	
A	3 PLACE DECIMAL (.XXX)	CHKD. <i>JP Holbrook</i>		DATE 2-19-87	
	ANGLES ±	APPD. <i>R.E. Hoop</i>		DATE 2-25-87	
REF. BOOK				DWO. SIZE B 40055-044	