

COMPRESSION CONNECTORS

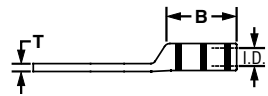
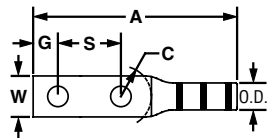
Copper Lugs For Use With Copper Cables Only Two Hole Lug Long Barrel Type LCC



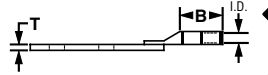
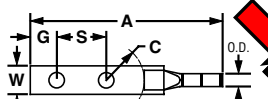
- Color coded to show proper die number and color
- U.L. listed per 486A up to 35KV**

- ◆ NEMA hole sizes and spacing

One-Piece Construction



Brazed, Two-Piece Construction



Part Number	Copper Conductor Size*	Locomotive Conductor Size*	Code Cable Die Color & No. ‡	Bolt Hole Size	Dimensions in Inches								Std. Pkg. Qty.	Std. Ctn. Qty.	
					Barrel		A	W	G	S	C	T			B
					I.D.	O.D.									
LCC8-10A-L LCC8-14A-L LCC8-14B-L LCC8-14D-L LCC8-38D-L	#8 AWG or 23 Navy	37/24	Red 21	#10 1/4" 1/4" 1/4" 3/8"	.18 .18 .18 .18 .18	.27 .27 .27 .27 .27	2.07 2.16 2.28 2.53 2.75	.41 .48 .48 .48 .60	.23 .25 .25 .25 .36	.63 .63 .75 1.00 1.00	.31 .37 .37 .37 .48	.08 .07 .07 .07 .05	.70 .70 .70 .70 .70	50 50 50 50 50	200 200 200 200 200
LCC6-10A-L LCC6-14A-L LCC6-14B-L LCC6-14D-L LCC6-38D-L LCC6-12-L	#6 AWG or 30 Navy	61/24	Blue 24	#10 1/4" 1/4" 1/4" 3/8" 1/2"	.22 .22 .22 .22 .22 .22	.31 .31 .31 .31 .31 .31	2.47 2.56 2.68 2.93 3.15 4.48	.46 .48 .48 .48 .62 .81	.23 .25 .25 .25 .36 .63	.63 .63 .75 1.00 1.00 1.75	.31 .37 .37 .37 .48 .63	.08 .07 .08 .08 .06 .10	1.07 1.07 1.07 1.07 1.07 1.07	50 50 50 50 50 50	200 200 200 200 200 200
LCC4-14A-L LCC4-14B-L LCC4-38D-L LCC4-12-L	#4 AWG or 40-50 Navy	105/24	Gray 29	1/4" 1/4" 3/8" 1/2"	.28 .28 .28 .28	.38 .38 .38 .38	2.58 2.70 3.17 4.50	.55 .55 .62 .84	.25 .25 .36 .63	.63 .75 1.00 1.75	.37 .37 .48 .63	.09 .09 .08 .14	1.05 1.05 1.05 1.05	50 50 50 50	200 200 200 200
LCC2-14A-Q LCC2-14B-Q LCC2-56B-Q LCC2-56C-Q LCC2-38-Q LCC2-38D-Q LCC2-12-Q	#2 AWG or 60 Navy	—	Brown 33	1/4" 1/4" 5/16" 5/16" 3/8" 3/8" 1/2"	.31 .31 .31 .31 .31 .31 .31	.42 .42 .42 .42 .42 .42 .42	2.77 2.89 3.02 3.14 4.09 4.34 4.51	.60 .60 .66 .66 .66 .66 .75	.23 .25 .36 .32 .36 .36 .63	.63 .75 .75 .88 1.75 1.00 1.75	.38 .38 .44 .44 .47 .47 .63	.10 .10 .10 .10 .10 .10 .08	1.16 1.16 1.16 1.16 1.16 1.16 1.16	25 25 25 25 25 25 25	100 100 100 100 100 100 100
LCC1-14A-E LCC1-14B-E LCC1-56B-E LCC1-56C-E LCC1-38D-E LCC1-12-E	#1 AWG or 75 Navy	150/24	Green 37	1/4" 1/4" 5/16" 5/16" 3/8" 1/2"	.36 .36 .36 .36 .36 .36	.47 .47 .47 .47 .47 .47	3.00 3.12 3.25 3.37 3.57 4.74	.70 .70 .70 .70 .70 .79	.25 .25 .32 .32 .36 .63	.63 .75 .88 .88 1.00 1.75	.38 .38 .44 .44 .47 .63	.11 .11 .11 .11 .11 .09	1.36 1.36 1.36 1.36 1.36 1.36	20 20 20 20 20 20	80 80 80 80 80 80
LCC1/0-14A-X LCC1/0-14B-X LCC1/0-56C-X LCC1/0-56D-X LCC1/0-38D-X LCC1/0-12D-X LCC1/0-12-X	#1/0 AWG or 100 Navy	225/24	Pink 42	1/4" 1/4" 5/16" 5/16" 3/8" 1/2" 1/2"	.40 .40 .40 .40 .40 .40 .40	.52 .52 .52 .52 .52 .52 .52	3.18 3.31 3.49 3.61 3.69 3.99 4.86	.76 .76 .76 .76 .76 .80 .80	.32 .32 .32 .32 .36 .47 .63	.63 .75 .88 1.00 1.00 1.00 1.75	.38 .38 .44 .44 .47 .62 .63	.12 .12 .12 .12 .12 .12 .12	1.44 1.44 1.44 1.44 1.44 1.44 1.44	10 10 10 10 10 10 10	40 40 40 40 40 40 40
LCC2/0-14A-X LCC2/0-14B-X LCC2/0-56D-X LCC2/0-38D-X LCC2/0-12D-X LCC2/0-12-X	#2/0 AWG or 125 Navy	275/24	Black 45	1/4" 1/4" 5/16" 3/8" 1/2" 1/2"	.45 .45 .45 .45 .45 .45	.58 .58 .58 .58 .58 .58	3.38 3.51 3.76 3.82 4.07 4.98	.85 .85 .85 .85 .85 .85	.35 .35 .35 .39 .50 .63	.63 .75 1.00 1.00 1.00 1.75	.43 .43 .43 .45 .59 .63	.13 .13 .13 .13 .13 .13	1.50 1.50 1.50 1.50 1.50 1.50	10 10 10 10 10 10	40 40 40 40 40 40
LCC3/0-14B-X LCC3/0-56D-X LCC3/0-38D-X LCC3/0-12-X LCC3/0-12D-X	#3/0 AWG or 150 Navy	325/24	Orange 50	1/4" 5/16" 3/8" 1/2" 1/2"	.51 .51 .51 .51 .51	.64 .64 .64 .64 .64	3.56 3.81 3.87 4.96 4.12	.96 .96 .96 .96 .96	.35 .35 .35 .63 .63	.75 1.00 1.00 1.75 1.00	.43 .43 .45 .63 .59	.13 .13 .13 .13 .13	1.50 1.50 1.50 1.50 1.50	10 10 10 10 10	40 40 40 40 40
LCC4/0-14A-X LCC4/0-14B-X LCC4/0-56D-X LCC4/0-38-X LCC4/0-38D-X LCC4/0-12-X LCC4/0-12D-X	#4/0 AWG or 200 Navy	450/24	Purple 54	1/4" 1/4" 5/16" 3/8" 3/8" 1/2" 1/2"	.57 .57 .57 .57 .57 .57 .57	.71 .71 .71 .71 .71 .71 .71	3.53 3.66 3.92 4.74 3.99 5.13 4.22	1.06 1.06 1.06 1.06 1.06 1.06 1.06	.35 .35 .35 .39 .39 .63 .50	.63 .75 1.00 1.75 1.00 1.75 1.00	.43 .43 .44 .47 .47 .63 .59	.14 .14 .14 .14 .14 .14 .14	1.56 1.56 1.56 1.56 1.56 1.56 1.56	10 10 10 10 10 10 10	40 40 40 40 40 40 40
LCC250-56D-X LCC250-38D-X LCC250-12-X LCC250-12D-X	250 MCM or 250 Navy	550/24	Yellow 62	5/16" 3/8" 1/2" 1/2"	.63 .63 .63 .63	.77 .77 .77 .77	4.02 4.09 5.23 4.32	1.17 1.17 1.17 1.17	.35 .39 .63 .50	1.00 1.00 1.75 1.00	.44 .47 .63 .59	.14 .14 .14 .14	1.61 1.61 1.61 1.61	10 10 10 10	40 40 40 40
LCC300-38D-X LCC300-12-X	300 MCM	—	White 66	3/8" 1/2"	.65 .65	.81 .81	4.76 5.94	1.19 1.19	.38 .63	1.00 1.75	.44 .63	.16 .17	2.24 2.24	10 10	40 40
LCC350-14B-X LCC350-38D-X LCC350-12-X	350 MCM	650/24	Red 71	1/4" 3/8" 1/2"	.70 .70 .70	.88 .88 .88	4.33 4.81 5.99	1.28 1.28 1.28	.25 .38 .63	.75 1.00 1.75	.34 .44 .63	.17 .17 .17	2.24 2.24 2.24	10 10 10	40 40 40
LCC400-14B-6 LCC400-38D-6 LCC400-12-6	400 MCM	775/24	Blue 76	1/4" 3/8" 1/2"	.76 .76 .76	.95 .95 .95	4.44 4.92 6.10	1.39 1.39 1.39	.25 .38 .63	.75 1.00 1.75	.34 .44 .63	.18 .18 .18	2.30 2.30 2.30	6 6 6	24 24 24
LCC500-14B-6 LCC500-38D-6 LCC500-12-6	500 MCM	925/24	Brown 87	1/4" 3/8" 1/2"	.84 .84 .84	1.06 1.06 1.06	4.70 5.18 6.36	1.54 1.54 1.54	.25 .38 .63	.75 1.00 1.75	.34 .44 .63	.22 .22 .22	2.50 2.50 2.50	6 6 6	24 24 24
LCC600-38D-6 LCC600-12-6	600 MCM	1100/24	Green 94	3/8" 1/2"	.92 .92	1.19 1.19	5.45 6.63	1.70 1.70	.38 .63	1.00 1.75	.44 .63	.26 .26	2.69 2.69	6 6	24 24
LCC750-12-6	750 MCM	1325/24	Black 106	1/2"	1.03	1.30	7.05	1.75	.63	1.75	.75	.28	2.88	6	24
LCC800-12-6	800 MCM	1600/24	Orange 107	1/2"	1.05	1.35	7.05	1.89	.63	1.75	.75	.29	2.88	6	24
LCC1000-12-3	1000 MCM	1925/24	White 125	1/2"	1.17	1.50	7.25	2.16	.63	1.75	.75	.34	2.98	3	12

*U.L. listed and CSA certified with code, locomotive and class K & M weld cables.

◆ Brazed, Two Piece construction.

‡ Contact PANDUIT for flex cable die selection.

** Consult cable manufacturer for voltage stress relief instructions with applications greater than 2000 volts.

See tool chart on pages 54-55 for additional information.

Order the number of pieces required in multiples of standard package quantity.