



Series C Motor Circuit Protectors

General Information

Designated as the Cutler-Hammer Types GMCP, HMCP, the Series C instantaneous-only motor circuit protector (MCP) is available in ratings from 3A to 600A for motor starter sizes 0 through 6. The MCP is designed to comply with the applicable requirements of Underwriters Laboratories, Inc. Standard UL489, Canadian Standards Association Standard C22.2 No. 5, and International Electrotechnical Commission Recommendations IEC 157-1.

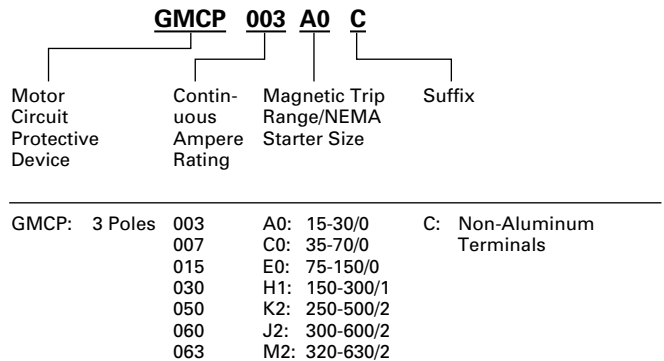
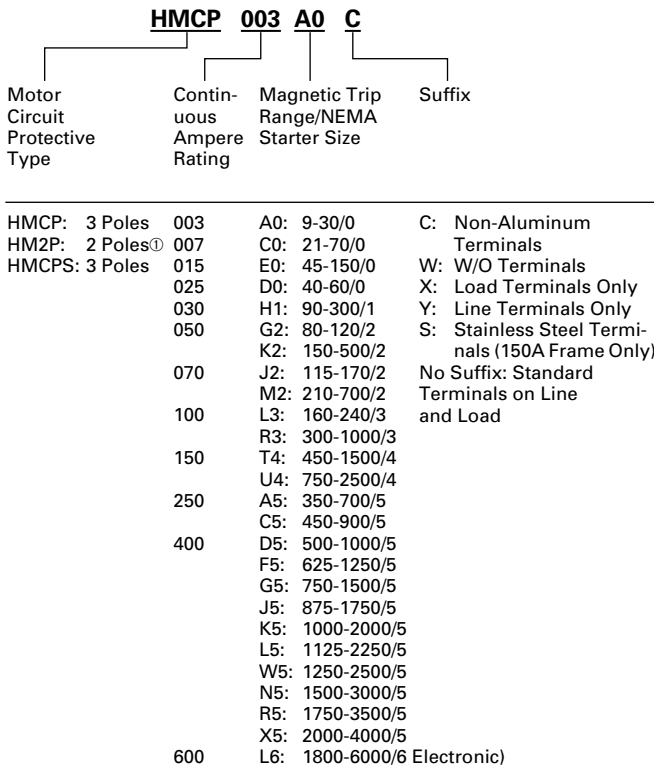
An innovative design of internal components allows higher MCP-starter combination interrupting ratings. The MCP is marked to permit proper electrical application within the assigned equipment ratings.

The MCP is a recognized component (UL File E7819) and complies with the applicable requirements of Underwriters Laboratories, Inc. Standard UL489. It is also designed to comply with the applicable requirements of Canadian Standards Association Standard C22.2 No. 5, International Electrotechnical Commission Recommendations IEC 157-1, and nameplates bear the CE marking.

Catalog Numbering System

This information is presented only as an aid to understanding catalog numbers. It is not to be used to build catalog numbers for circuit breakers or trip units.

Motor Circuit Protector Catalog Number



Ⓛ On J- and K-Frame HMCPs only.

G-Frame

480 Vac Maximum, 250 Vdc Maximum

MCP Catalog Number	NEMA Starter Size	Continuous Amperes	Cam Setting	Motor Full Load Center Amperes ^⑤	MCP Trip Setting
GMCP003A0C	0	3	A	1.1 - 1.2	15
			B	1.3 - 1.5	18
			C	1.6 - 1.7	21
			D	1.8 - 1.9	24
			E	2.0 - 2.2	27
			F	2.3 - 2.5	30
GMCP007C0C	0	7	A	2.6 - 3.1	35
			B	3.2 - 3.6	42
			C	3.7 - 3.9	49
			D	4.3 - 4.7	56
			E	4.8 - 5.2	63
			F	5.3 - 5.7	70
GMCP015E0C	0	15	A	5.7 - 6.8	75
			B	6.9 - 7.9	90
			C	8.0 - 9.1	105
			D	9.2 - 10.3	120
			E	10.4 - 11.4	135
			F	11.5 - 12.6	150
GMCP030H1C	1	30	A	11.5 - 13.7	150
			B	13.8 - 16.0	180
			C	16.1 - 18.3	210
			D	18.4 - 20.6	240
			E	20.7 - 22.9	270
			F	23.0 - 25.2	300
GMCP050K2C	2	50	A	19.3 - 22.9	250
			B	23.0 - 26.8	300
			C	26.9 - 30.6	350
			D	30.7 - 34.5	400
			E	34.6 - 38.3	450
			F	38.4 - 42.1	500
GMCP060J2C	3	60	A	23.1 - 27.5	300
			B	27.7 - 32.2	360
			C	32.3 - 36.7	420
			D	36.9 - 41.4	480
			E	41.5 - 46.0	540
			F	46.2 - 50.5	600
GMCP063M2C	3	63	A	24.2 - 32.1	320
			B	29.1 - 34.8	380
			C	33.9 - 39.4	440
			D	38.8 - 46.4	500
			E	43.6 - 48.9	570
			F	48.5 - 53.7	630

Instruction Leaflet/FRED Number 15579

Modifications for GMCP

Internal Accessories

These modifications must be factory installed^①.

Type Accessory	Electrical Ratings			Contact Arrangement	Style Number	Factory Suffix
	Volts	Frequency	Amperes			
Shunt Trip ^③	120	50/60 Hz	1.1		1373D62G18	S5
Shunt Trip ^③	240	50/60 Hz	2.1		1373D62G19	S6
Auxiliary Switch ^④	240	50/60 Hz	6.0	1a/1b	1288C74G03	A3
Auxiliary Switch ^④	240	50/60 Hz	6.0	2a/2b	1288C73G03	A6
Alarm Switch ^④	240	50/60 Hz	6.0	Make/Break	1288C75G03	B3
Alarm Switch ^④ Alarm Switch Combination	240	50/60 Hz	6.0	1a/1b Make/Break	1288C76G09	B13

Note: No UVR available on GMCP.

Instruction Leaflet/FRED Number 15552 for Alarm Switch

Instruction Leaflet/FRED Number 15551 for Auxiliary Switch

Instruction Leaflet/FRED Number 15550 for Shunt Trip

External Mounted Accessories

Description	Number Units in Package	Style Number
Lock Dog (Non-Padlockable)	1	1294C01H01
Mounting Hardware	1	624B375G23
DIN Rail Adapter ^②	10	1225C79G02

Instruction Leaflet/FRED Number 29C191 (DIN Rail Adapter)

Vari-Depth Handle Mechanism^⑥

Description	Catalog Number
For Type 1 use	HRGMV11L
For Type 3R, 4X, 12 use	HRGMV14L
Close Coupled Black with Gray Handle	HRGMC10
Close Coupled Red with Yellow Handle	HRGMC30

① Only one accessory may be installed in GMCP.

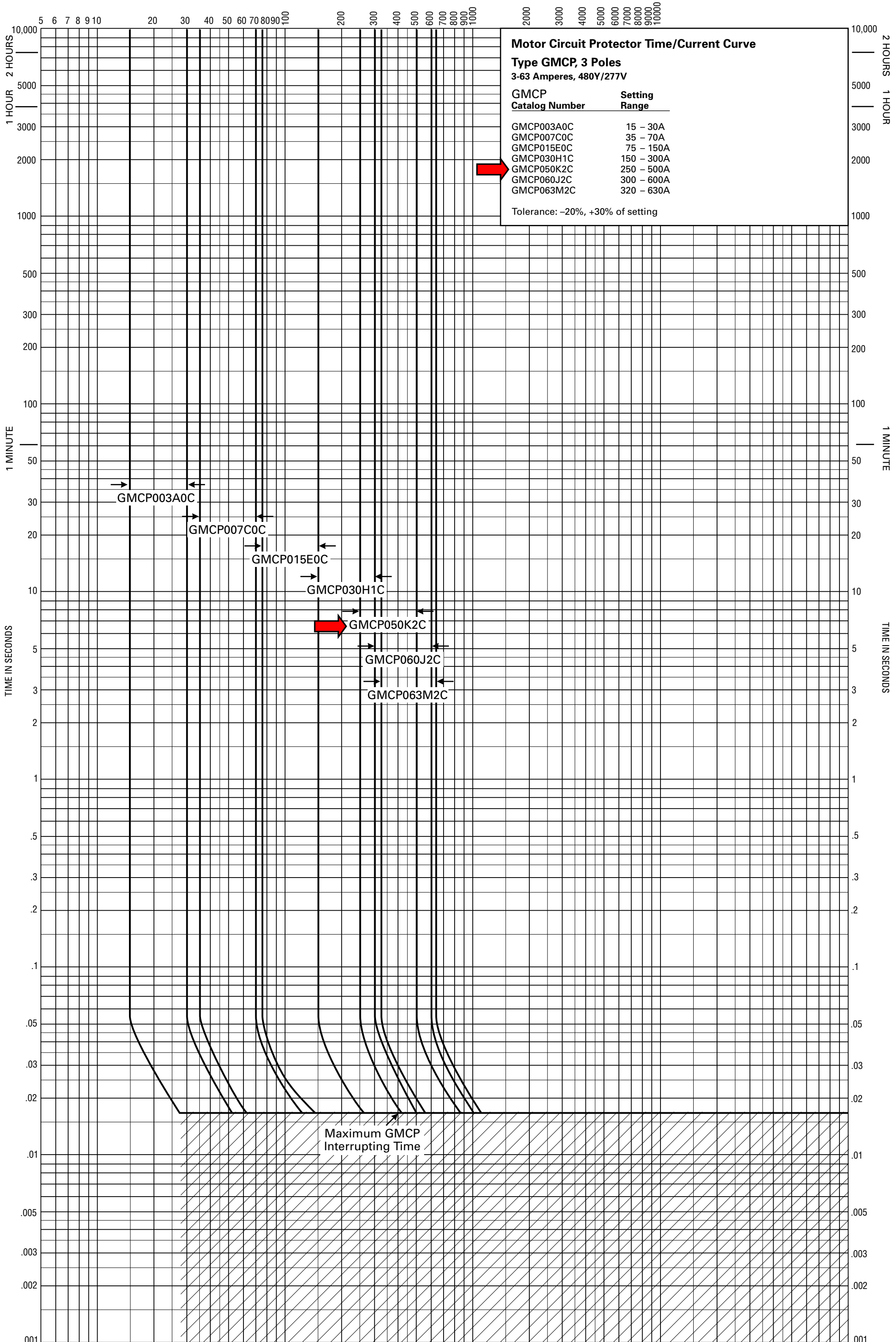
② For use with standard 35 mm DIN rail such as, 35 x 7.5 or 15 mm per DIN EN50022.

③ LH only.

④ RH only.

⑤ Motor FLA ranges are typical. The corresponding trip setting is at 13 times the minimum FLA value shown. Where a 13 times setting is required for an intermediate FLA value, alternate cam settings and/or MCP ratings should be used.

⑥ For use with GMCP only.



Motor Circuit Protector Time/Current Curve
Type GMCP, 3 Poles
3-63 Amperes, 480Y/277V

GMCP Catalog Number	Setting Range
GMCP003A0C	15 - 30A
GMCP007C0C	35 - 70A
GMCP015E0C	75 - 150A
GMCP030H1C	150 - 300A
GMCP050K2C	250 - 500A
GMCP060J2C	300 - 600A
GMCP063M2C	320 - 630A

Tolerance: -20%, +30% of setting



Maximum GMCP Interrupting Time