



Series C Motor Circuit Protectors

**General Information**

Designated as the Cutler-Hammer Types GMCP, HMCP, the Series C instantaneous-only motor circuit protector (MCP) is available in ratings from 3A to 600A for motor starter sizes 0 through 6. The MCP is designed to comply with the applicable requirements of Underwriters Laboratories, Inc. Standard UL489, Canadian Standards Association Standard C22.2 No. 5, and International Electrotechnical Commission Recommendations IEC 157-1.

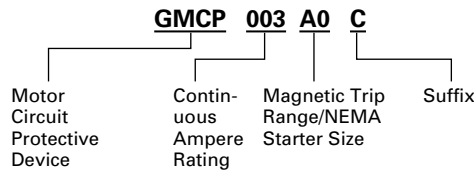
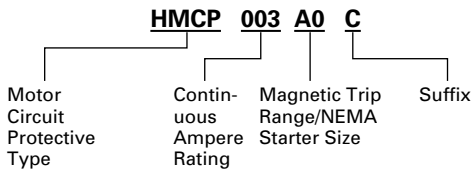
An innovative design of internal components allows higher MCP-starter combination interrupting ratings. The MCP is marked to permit proper electrical application within the assigned equipment ratings.

The MCP is a recognized component (UL File E7819) and complies with the applicable requirements of Underwriters Laboratories, Inc. Standard UL489. It is also designed to comply with the applicable requirements of Canadian Standards Association Standard C22.2 No. 5, International Electrotechnical Commission Recommendations IEC 157-1, and nameplates bear the CE marking.

**Catalog Numbering System**

This information is presented only as an aid to understanding catalog numbers. It is not to be used to build catalog numbers for circuit breakers or trip units.

**Motor Circuit Protector Catalog Number**



Motor Circuit Protective Type	Continuous Ampere Rating	Magnetic Trip Range/NEMA Starter Size	Suffix
HMCP: 3 Poles	003	A0: 9-30/0	C: Non-Aluminum Terminals
HM2P: 2 Poles <sup>Ⓛ</sup>	007	C0: 21-70/0	W: W/O Terminals
HMCPs: 3 Poles	015	E0: 45-150/0	X: Load Terminals Only
	025	D0: 40-60/0	Y: Line Terminals Only
	030	H1: 90-300/1	S: Stainless Steel Terminals (150A Frame Only)
	050	G2: 80-120/2	No Suffix: Standard Terminals on Line and Load
	070	K2: 150-500/2	
	100	J2: 115-170/2	
	150	M2: 210-700/2	
	250	L3: 160-240/3	
	400	R3: 300-1000/3	
	600	T4: 450-1500/4	
		U4: 750-2500/4	
		A5: 350-700/5	
		C5: 450-900/5	
		D5: 500-1000/5	
		F5: 625-1250/5	
		G5: 750-1500/5	
		J5: 875-1750/5	
		K5: 1000-2000/5	
		L5: 1125-2250/5	
		W5: 1250-2500/5	
		N5: 1500-3000/5	
		R5: 1750-3500/5	
		X5: 2000-4000/5	
		L6: 1800-6000/6 Electronic)	

Motor Circuit Protective Device	Continuous Ampere Rating	Magnetic Trip Range/NEMA Starter Size	Suffix
GMCP: 3 Poles	003	A0: 15-30/0	C: Non-Aluminum Terminals
	007	C0: 35-70/0	
	015	E0: 75-150/0	
	030	H1: 150-300/1	
	050	K2: 250-500/2	
	060	J2: 300-600/2	
	063	M2: 320-630/2	

Ⓛ On J- and K-Frame HMCPs only.

**F-Frame**

600 Vac Maximum, 250 Vdc Maximum

MCP Catalog Number	NEMA Starter Size	Continuous Amperes	Cam Setting	Motor Full Load Center Amperes <sup>①</sup>	MCP Trip Setting <sup>②</sup>
HMCP003A0C	0	3	A	.69 - .91	9
			B	.92 - 1.0	12
			C	1.1 - 1.2	15
			D	1.3 - 1.5	18
			E	1.6 - 1.7	21
			F	1.8 - 1.9	24
			G	2.0 - 2.2	27
			H	2.3 - 2.5	30
HMCP007C0C	0	7	A	1.5 - 2.0	21
			B	2.1 - 2.5	28
			C	2.6 - 3.1	35
			D	3.2 - 3.6	42
			E	3.7 - 3.9	49
			F	4.3 - 4.7	56
			G	4.8 - 5.2	63
			H	5.3 - 5.7	70
HMCP015E0C	0	15	A	3.4 - 4.5	45
			B	4.6 - 5.6	60
			C	5.7 - 6.8	75
			D	6.9 - 7.9	90
			E	8.0 - 9.1	105
			F	9.2 - 10.3	120
			G	10.4 - 11.4	135
			H	11.5 - 12.6	150
HMCP030H1C	1	30	A	6.9 - 9.1	90
			B	9.2 - 11.4	120
			C	11.5 - 13.7	150
			D	13.8 - 16.0	180
			E	16.1 - 18.3	210
			F	18.4 - 20.6	240
			G	20.7 - 22.9	270
			H	23.0 - 25.2	300
HMCP050K2C	2	50	A	11.5 - 15.2	150
			B	15.3 - 19.1	200
			C	19.2 - 22.9	250
			D	23.0 - 26.8	300
			E	26.9 - 30.6	350
			F	30.7 - 34.5	400
			G	34.6 - 38.3	450
			H	38.4 - 42.1	500
HMCP070M2C	2	70	A	16.1 - 21.4	210
			B	21.5 - 26.8	280
			C	26.9 - 32.2	350
			D	32.3 - 37.5	420
			E	37.6 - 42.9	490
			F	43.0 - 48.3	560
			G	48.4 - 53.7	630
			H	53.8 - 59.1	700
HMCP100R3C	3	100	A	23.0 - 30.6	300
			B	30.7 - 38.3	400
			C	38.4 - 46.0	500
			D	46.1 - 53.7	600
			E	53.8 - 61.4	700
			F	61.5 - 69.1	800
			G	69.2 - 76.8	900
			H	76.9 - 84.5	1000



**F-Frame (Continued)**

600 Vac Maximum, 250 Vdc Maximum

MCP Catalog Number	NEMA Starter Size	Continuous Amperes	Cam Setting	Motor Full Load Center Amperes <sup>①</sup>	MCP Trip Setting <sup>②</sup>
HMCP150T4C	4	150	A	34.6 - 46.0	450
			B	46.1 - 57.5	600
			C	57.6 - 69.1	750
			D	69.2 - 80.6	900
			E	80.7 - 92.2	1050
			F	92.3 - 103.7	1200
			G	103.8 - 115.2	1350
			H	115.3 - 126.7	1500
HMCP150U4C	4	150	A	57.0 - 75.0	750
			B	76.0 - 95.0	1000
			C	96.0 - 114.0	1250
			D	115.0 - 130.7	1500
			E	③	1750
			F	③	2000
			G	③	2250
			H	③	2500

Instruction Leaflet/FRED Number 29C401

**Special Low Magnetic Protection Application MCP**

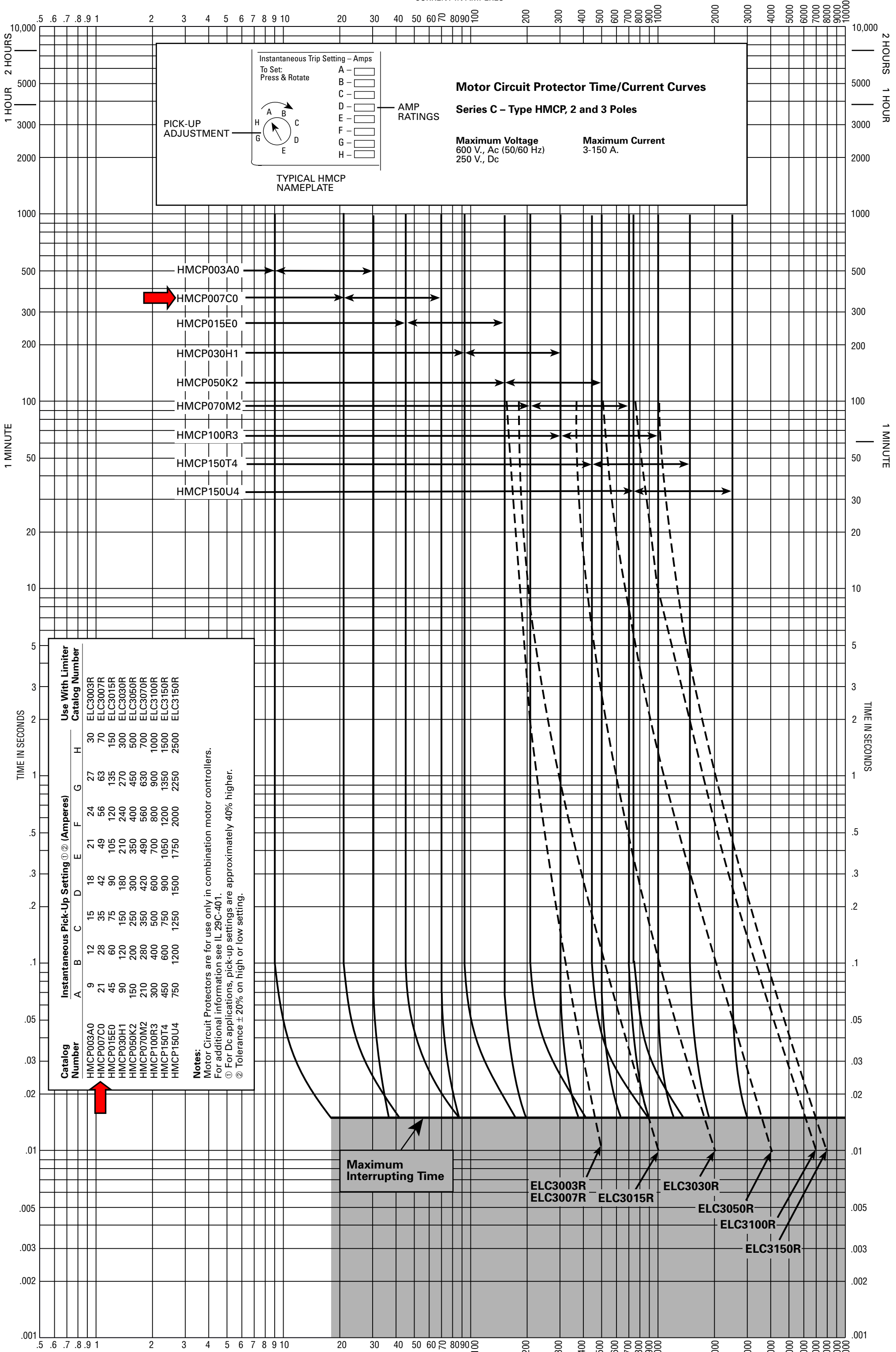
600 Vac Maximum, 250 Vdc Maximum

MCP Catalog Number	NEMA Starter Size	Continuous Amperes	Cam Setting	Motor Full Load Center Amperes	MCP Trip Setting <sup>②</sup>
HMCP025D0C	-	25A	A	-	40
			B	-	43
			C	-	46
			D	-	49
			E	-	52
			F	-	55
			G	-	58
			H	-	60
HMCP050G2C	-	50A	A	-	80
			B	-	87
			C	-	93
			D	-	98
			E	-	103
			F	-	109
			G	-	115
			H	-	120
HMCP070J2C	-	70A	A	-	115
			B	-	122
			C	-	130
			D	-	139
			E	-	145
			F	-	153
			G	-	160
			H	-	170
HMCP100L3C	-	100A	A	-	160
			B	-	174
			C	-	185
			D	-	196
			E	-	207
			F	-	218
			G	-	229
			H	-	240

Instruction Leaflet/FRED Number 29C407

- ① Motor FLA ranges are typical. The corresponding trip setting is at 13 times the minimum FLA value shown. Where a 13 times setting is required for an intermediate FLA value, alternate cam settings and/or MCP ratings should be used.
- ② For Dc applications, actual trip levels are approximately 40% higher than values shown.
- ③ Settings above 130 amperes are for special applications. NEC Article 430-110(a) requires the ampere rating of the disconnecting means to be not less than 115% of the motor full load ampere rating.

CURRENT IN AMPERES



**Instantaneous Trip Setting - Amps**

To Set: Press & Rotate

PICK-UP ADJUSTMENT

TYPICAL HMCP NAMEPLATE

AMP RATINGS

A -

B -

C -

D -

E -

F -

G -

H -

**Motor Circuit Protector Time/Current Curves**

**Series C - Type HMCP, 2 and 3 Poles**

**Maximum Voltage**  
600 V., Ac (50/60 Hz)  
250 V., Dc

**Maximum Current**  
3-150 A.

Catalog Number	Instantaneous Pick-Up Setting ①② (Amperes)								Use With Limiter Catalog Number
	A	B	C	D	E	F	G	H	
HMCP003A0	9	12	15	18	21	24	27	30	ELC3003R
HMCP007C0	21	28	35	42	49	56	63	70	ELC3007R
HMCP015E0	45	60	75	90	105	120	135	150	ELC3015R
HMCP030H1	90	120	150	180	210	240	270	300	ELC3030R
HMCP050K2	150	200	250	300	350	400	450	500	ELC3050R
HMCP070M2	210	280	350	420	490	560	630	700	ELC3070R
HMCP100R3	300	400	500	600	700	800	900	1000	ELC3100R
HMCP150T4	450	600	750	900	1050	1200	1350	1500	ELC3150R
HMCP150U4	750	1200	1250	1500	1750	2000	2250	2500	ELC3150R

**Notes:**  
 Motor Circuit Protectors are for use only in combination motor controllers.  
 For additional information see IL 29C-401.  
 ① For Ac applications, pick-up settings are approximately 40% higher.  
 ② Tolerance ± 20% on high or low setting.

**Maximum Interrupting Time**

ELC3003R  
ELC3007R  
ELC3015R  
ELC3030R  
ELC3050R  
ELC3100R  
ELC3150R