

# A70P

## SEMICONDUCTOR PROTECTION FUSES



A70P Amp-trap® Form 101 Semiconductor Protection fuses were developed for higher voltage AC and DC drives, UPS systems, reduced voltage motor starters and similar applications where lower I<sup>2</sup>t and superior reliability were needed. A70P is a very popular fuse, available in a wide range of ratings. Typically used for replacement.

### Features/Benefits

- **Low I<sup>2</sup>t** minimizes damage to protected components on short circuit
- **Controlled arc voltage** reduces stress to circuit components during fuse clearing
- **Choice of mounting types** helps in equipment design

### Ratings

- **AC:** 10-1000A  
700VAC, 100kA I.R.
- **DC:** 10-800A  
650VDC, 100kA I.R.  
L/R=10ms

### Approvals

- UL Recognized Component
- AC: Guide No. JFHR2 (10-1000A)
- DC: Tested to UL Standard 198L parameters (10-800A)

### HIGHLIGHTS:

- Very Fast Acting
- Current Limiting
- Low I<sup>2</sup>t
- Indicator Options Available



### APPLICATIONS:

- Protection of 700V or less DC drives, UPS, inverters, reduced voltage starters, etc.

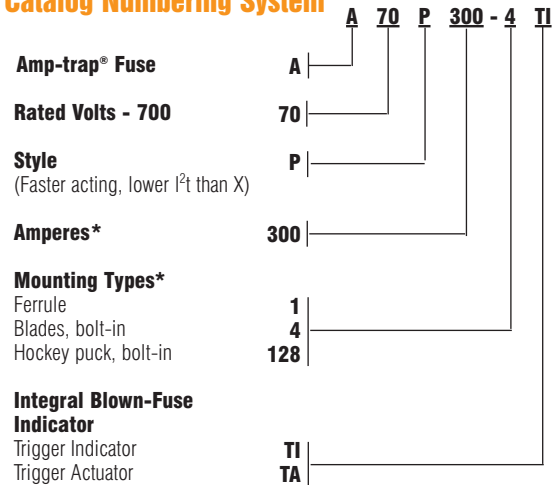
### Single Pole Fuse Blocks for A70P Fuses

FUSE AMPERE RATING	FUSE BLOCK CATALOG NUMBER
10-30 (Type 1)	70306
31-60	P243C
61-100	P243C
101-200	P266A
201-400	P266A
401-600	P266F
601-800	ISC375



\*Contact technical services for application data.

### Catalog Numbering System



\* For ampere ratings and types not listed, consult the factory.

# A70P

## SEMICONDUCTOR PROTECTION FUSES

### Standard Fuse Ampere Ratings, Catalog Numbers

AMPERE RATING	CATALOG NUMBER	OUTLINE FIG.	AMPERE RATING	CATALOG NUMBER	OUTLINE FIG.	AMPERE RATING	CATALOG NUMBER	OUTLINE FIG.
10	A70P10-1	1	80	A70P80-4	3	300	A70P300-4	3
10	A70P10-4	2	80	A70P80-4TA	4	350	A70P350-4	3
15	A70P15-1	1	80	A70P80-4TI	3	400	A70P400-4	3
15	A70P15-4	2	90	A70P90-4	3	400	A70P400-4TA	4
20	A70P20-1	1	100	A70P100-4	3	400	A70P400-4TI	3
25	A70P25-1	1	100	A70P100-4TA	4	450	A70P450-4	3
25	A70P25-4	2	125	A70P125-4	3	500	A70P500-4	3
30	A70P30-1	1	125	A70P125-4TA	4	600	A70P600-4	3
30	A70P30-4	2	150	A70P150-4	3	600	A70P600-4TA	4
35	A70P35-4	3	150	A70P150-4TA	4	600	A70P600-4TI	3
40	A70P40-4	3	150	A70P150-4TI	3	700	A70P700-4	5
40	A70P40-4TA	4	175	A70P175-4	3	700	A70P700-4TI	5
40	A70P40-4TI	3	200	A70P200-4	3	800	A70P800-4	5
50	A70P50-4	3	200	A70P200-4TA	4	800	A70P800-4TI	5
60	A70P60-4	3	200	A70P200-4TI	3	900	A70P900-4	6
60	A70P60-4TA	4	225	A70P225-4	3	1000	A70P1000-4	6
60	A70P60-4TI	3	250	A70P250-4	3	1200	A70P1200-4	7
70	A70P70-4	3	250	A70P250-4TA	4			
70	A70P70-4TI	3	250	A70P250-4TI	3			

For ampere ratings and styles not listed, call Technical Services.

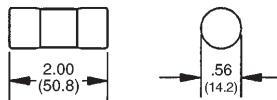


Figure 1

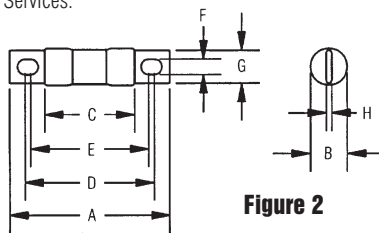


Figure 2

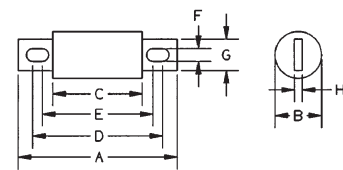


Figure 3

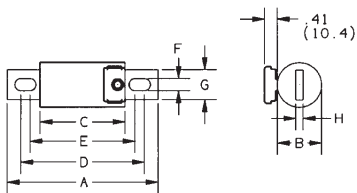


Figure 4

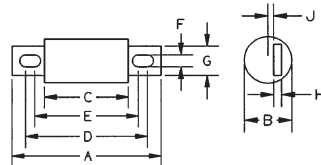


Figure 5

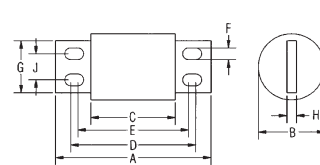


Figure 6

### Dimensions

OUTLINE REF.	MOUNTING TYPE	FIG.	DIMENSIONS - INCHES (mm)										
			A	B	C	D	E	F	G	H	J	K	
A70P10 to 30	1	1	2.00 (50.8)	.56 (14.2)	-	-	-	-	-	-	-	-	-
A70P10 to 30	4	2	2.88 (73.2)	.56 (14.2)	1.88 (47.8)	2.50 (63.5)	-	.27 (6.9)	.41 (10.4)	-	-	-	-
A70P35 to 60	4, 4TA*, 4TI	3, 4*	4.38 (111)	1.00 (25.4)	2.88 (73.2)	3.69 (93.7)	3.56 (90.4)	.31 (7.9)	.75 (19.1)	.06 (1.5)	-	-	-
A70P70 to 100	4, 4TA*, 4TI	3, 4*	4.38 (111)	1.22 (31.0)	2.88 (73.2)	3.69 (93.7)	3.56 (90.4)	.31 (7.9)	1.00 (25.4)	.19 (4.8)	-	-	-
A70P125 to 200	4, 4TA*, 4TI	3, 4*	5.09 (129)	1.50 (38.1)	2.84 (72.1)	4.16 (106)	3.53 (89.7)	.41 (10.4)	1.00 (25.4)	.25 (6.4)	-	-	-
A70P225 to 400	4, 4TA*, 4TI	3, 4*	5.09 (129)	2.00 (50.8)	2.84 (72.1)	4.16 (106)	3.53 (89.7)	.41 (10.4)	1.50 (38.1)	.24 (6.4)	-	-	-
A70P450 to 600	4, 4TA*, 4TI	3, 4*	7.09 (180)	2.50 (63.5)	2.84 (72.1)	5.25 (133)	4.94 (125)	.53 (13.5)	2.00 (50.8)	.38 (9.7)	-	-	-
A70P700 to 800	4, 4TI	5	6.81 (173)	2.88 (73.2)	3.31 (84.1)	5.31 (135)	-	.63 (16.0)	2.00 (50.8)	.38 (9.7)	.31 (7.9)	-	-
A70P900 to 1000	4, 4TI	6	7.59 (193)	3.50 (88.9)	3.84 (97.5)	5.97 (152)	5.22 (133)	.63 (16.0)	2.75 (69.9)	.50 (12.7)	1.38 (35.1)	-	-
A70P1200	4	7	10.84 (275.4)	4.5 (114.3)	3.84 (97.6)	6.84 (173.7)	5.84 (148.3)	9.34 (237.3)	9.59 (243.6)	3.5 (88.9)	.63 (15.9)	.75 (19.1)	-

\* Optional Trigger Actuator (TA)