

Description

- Time Delay, ceramic tube
- Optional leaded version available
- 1/4 x 1-1/4 (6.3mm x 32mm) physical size
- Ceramic tube, nickel-plated brass endcap construction
- UL Listed product meets standard 248-14

| ELECTRICAL CHARACTERISTICS | | |
|----------------------------|------------|------------------|
| Rated Current | Amp Rating | Opening Time |
| 1/4 - 30A | 100% | None |
| | 135% | 60 Minutes Max. |
| | 200% | 120 Seconds Max. |

Agency Information


- UL Listed Card: MDA 2/10 - 20A (Guide JDYX, File E19180)
- UL Recognized Card: MDA 25 - 30A (Guide JDYX2, File E19180)
- CSA Certification Card: MDA 2/10 - 15 (Class No. 1422-01)

Environmental Data

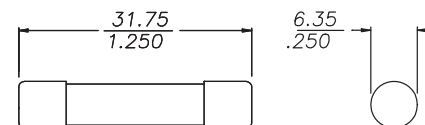
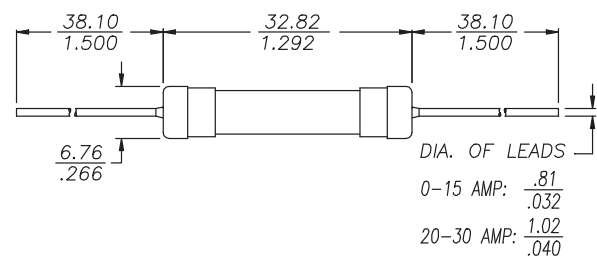
- Shock: 1/100A and 8/10A – MIL-STD-202, Method 213, Test Condition I; 1A thru 30A – MIL-STD-202, Method 207, (HI Shock)
- Vibration: 1/100A and 8/10A – MIL-STD-202, Method 201; 1/4A thru 30A – MIL-STD-202, Method 204, Test Condition C (Except 5g, 500HZ)

Ordering

- Specify product code, option code and packaging code



Dimensions (mm/in)
Drawing Not to Scale



SPECIFICATIONS

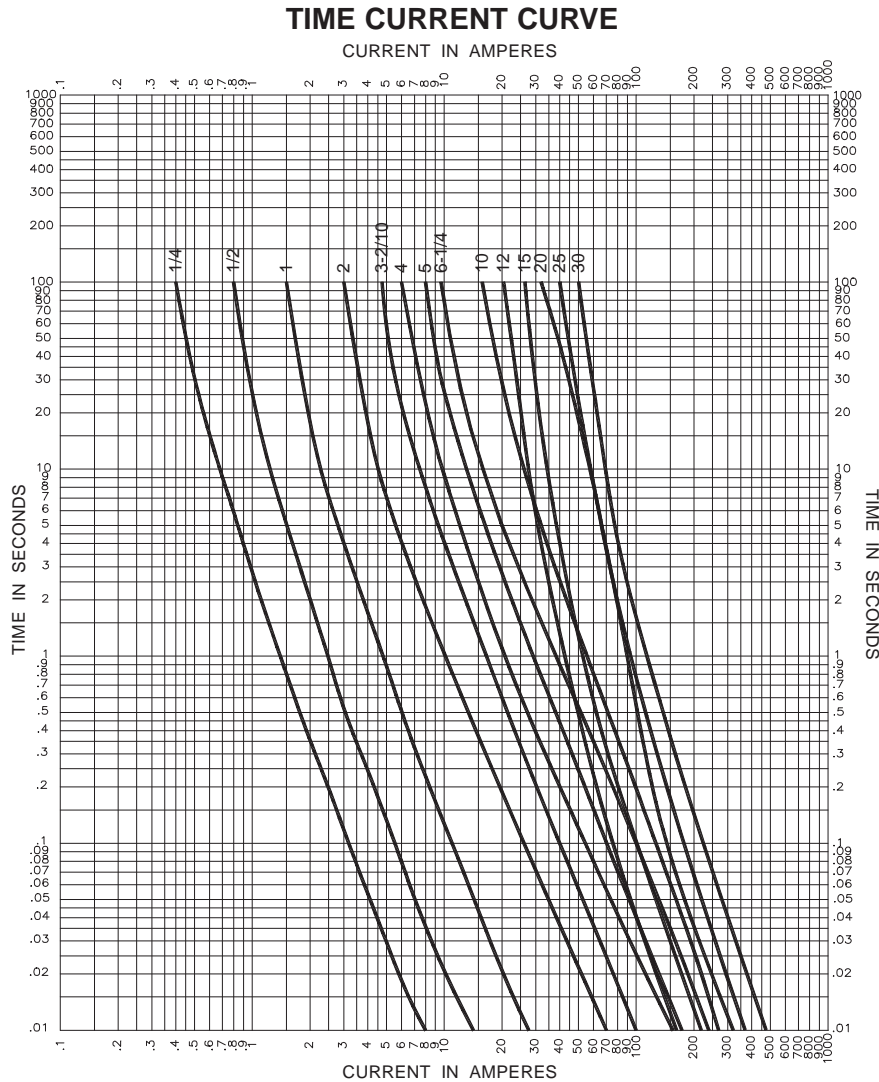
| Product Code | Voltage Rating | | AC Interrupting Rating* | | DC Interrupting Rating 125V | Typical DC Cold Resistance** (ohms) | Typical Melting I ² t† AC | Typical Voltage Drop‡ |
|--------------|----------------|------|-------------------------|--------|--------------------------------|--|---|-----------------------|
| | AC | DC | 250V | 125V | | | | |
| MDA-1/4 | 250V | - | 35A | 10000A | - | 9.325 | 0.68 | 4.00 |
| MDA-1/2 | 250V | - | 35A | 10000A | - | 1.925 | 2.3 | 1.42 |
| MDA-3/4 | 250V | - | 35A | 10000A | - | 0.8555 | 7.8 | 1.31 |
| MDA-1 | 250V | - | 35A | 10000A | - | 0.560 | 11.1 | 1.03 |
| MDA-1-1/2 | 250V | - | 100A | 10000A | - | 0.2585 | 25.0 | 0.691 |
| MDA-2 | 250V | - | 100A | 10000A | - | 0.1645 | 64.0 | 0.623 |
| MDA-2-1/2 | 250V | - | 200A | 10000A | - | 0.06685 | 28.9 | 0.213 |
| MDA-3 | 250V | - | 200A | 10000A | - | 0.0507 | 40.9 | 0.182 |
| MDA-4 | 250V | - | 200A | 10000A | - | 0.0346 | 134.0 | 0.162 |
| MDA-5 | 250V | - | 200A | 10000A | - | 0.02355 | 345.9 | 0.145 |
| MDA-6 | 250V | - | 200A | 10000A | - | 0.01850 | 534.3 | 0.141 |
| MDA-7 | 250V | - | 200A | 10000A | - | 0.01475 | 580.3 | 0.137 |
| MDA-8 | 250V | - | 200A | 10000A | - | 0.01230 | 944.0 | 0.134 |
| MDA-10 | 250V | - | 200A | 10000A | - | 0.00858 | 1491.3 | N/A |
| MDA-12 | 250V | - | 750A | 10000A | - | 0.00725 | 113.8 | 0.114 |
| MDA-15 | 250V | - | 750A | 10000A | - | 0.00543 | 206.2 | 0.107 |
| MDA-20 | 250V | 125V | 1500A | 10000A | 10000A | 0.00358 | 439.5 | 0.095 |
| MDA-25A | 250V | 125V | 1500A | 10000A | 10000A | 0.00309 | 667.9 | 0.105 |
| MDA-30A | 250V | 125V | 1500A | 10000A | 10000A | 0.00243 | 997.0 | 0.110 |

* Interrupting Ratings (Measured at 70% - 80% power factor on AC. The interrupting ratings for 25Amp, 30Amp were measured at 90% - 100% power factor on AC)

** DC Cold Resistance (Measured at ≤10% of rated current)

† Typical Melting I²t (A²Sec) (I²t was measured at listed interrupting rating and rated voltage)

‡ Typical Voltage Drop (Voltage drop was measured at 25°C ambient temperature at rated current)



| OPTION CODE | |
|--------------------|---|
| Option Code | Description |
| B | Board Washable - Hermetically sealed to withstand aqueous cleaning |
| V | Axial leads - brass overcaps with copper and nickel flash, plated in tin lead |

| PACKAGING CODE | |
|-----------------------|--|
| Packaging Code | Description |
| BK | 100 pieces of fuses packed into a cardboard carton |
| BK1 | 1,000 pieces of fuses packed into a cardboard carton |
| BK8 | 8,000 pieces of fuses packed into a cardboard carton |