

LOW-PEAK®

Dual-Element, Time-Delay Fuses
Class RK1 -- 600 Vac/300 Vdc

LPS-RK

70-600A



Catalog Symbol: LPS-RK_SP (600V)

Ampere Rating: 70 to 600A

Voltage Rating:

ac: 600V (or less)

dc: 300V (or less)

Interrupting Rating:

ac: 300,000A RMS Sym.

dc: 100,000A

Agency Information:

UL Listed-Special Purpose**, Guide JFHR, File E56412

CSA Certified, (200,000 AIR) Class 1422-02, File 53787,

Class RK1 per CSA C22.2 No. 248.12

Catalog Numbers

LPS-RK-70SP	LPS-RK-150SP	LPS-RK-350SP
LPS-RK-80SP	LPS-RK-175SP	LPS-RK-400SP
LPS-RK-90SP	LPS-RK-200SP	LPS-RK-450SP
LPS-RK-100SP	LPS-RK-225SP	LPS-RK-500SP
LPS-RK-110SP	LPS-RK-250SP	LPS-RK-600SP
LPS-RK-125SP	LPS-RK-300SP	—

Available with tin plate option. Add suffix "-TP". (Ex.: LPS-RK-100SP-TP)

Carton Quantity and Weight—LPS-RK (600Vac)

Ampere Ratings	Qty.	Carton Lbs.	Kg.	Weight*
70-100	1	2.20	1.0	
110-200	1	1.10	0.5	
225-400	1	2.36	1.1	
450-600	1	3.44	1.5	

*Weight per carton.

** Meets all performance requirements of UL Standard 248-12 for Class RK1 fuses.

CE CE logo denotes compliance with European Union Low Voltage Directive (50-1000Vac, 75-1500Vdc). Refer to Data Sheet: 8002 or contact Bussmann Application Engineering at 636-527-1270 for more information.

Dimensional Data



Dimensions (inches)

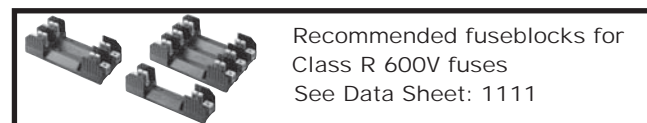
Ampere Ratings	"A"	"B"
70-100	7.88 (± 0.062)	1.11 (± 0.020)
110-200	9.63 (± 0.062)	1.61 (± 0.020)
225-400	11.63 (± 0.094)	2.36 (± 0.020)
450-600	13.38 (± 0.094)	2.88 (± 0.020)

Features:

- High degree of current-limitation for maximum short-circuit protection.
- Type 2 protection for IEC and NEMA starters when properly sized.
- High inrush current motor protection.
- Time-delay permits 130% FLA sizing for back-up motor overload protection, and single-phasing protection.
- Low watt loss power consumption.
- Electrically isolated end caps.
- 300Vdc, UL Listed.

Applications:

- Branch distribution
- Motors
- Transformers
- Solenoids
- General purpose circuits



Recommended fuseblocks for Class R 600V fuses
See Data Sheet: 1111

Fuse Reducers For Class R Fuses

Equipment Fuse Clips	Desired Fuse (Case) Size	Catalog Number (Pairs) 600V
200A	100A	No. 2621-R
	100A	No. 2641-R
400A	200A	No. 642-R
	100A	No. 2661-R
600A	200A	No. 2662-R
	400A	No. 2664-R*

*Single reducer only (pair not required).

For additional information, see Data Sheet: 1118.



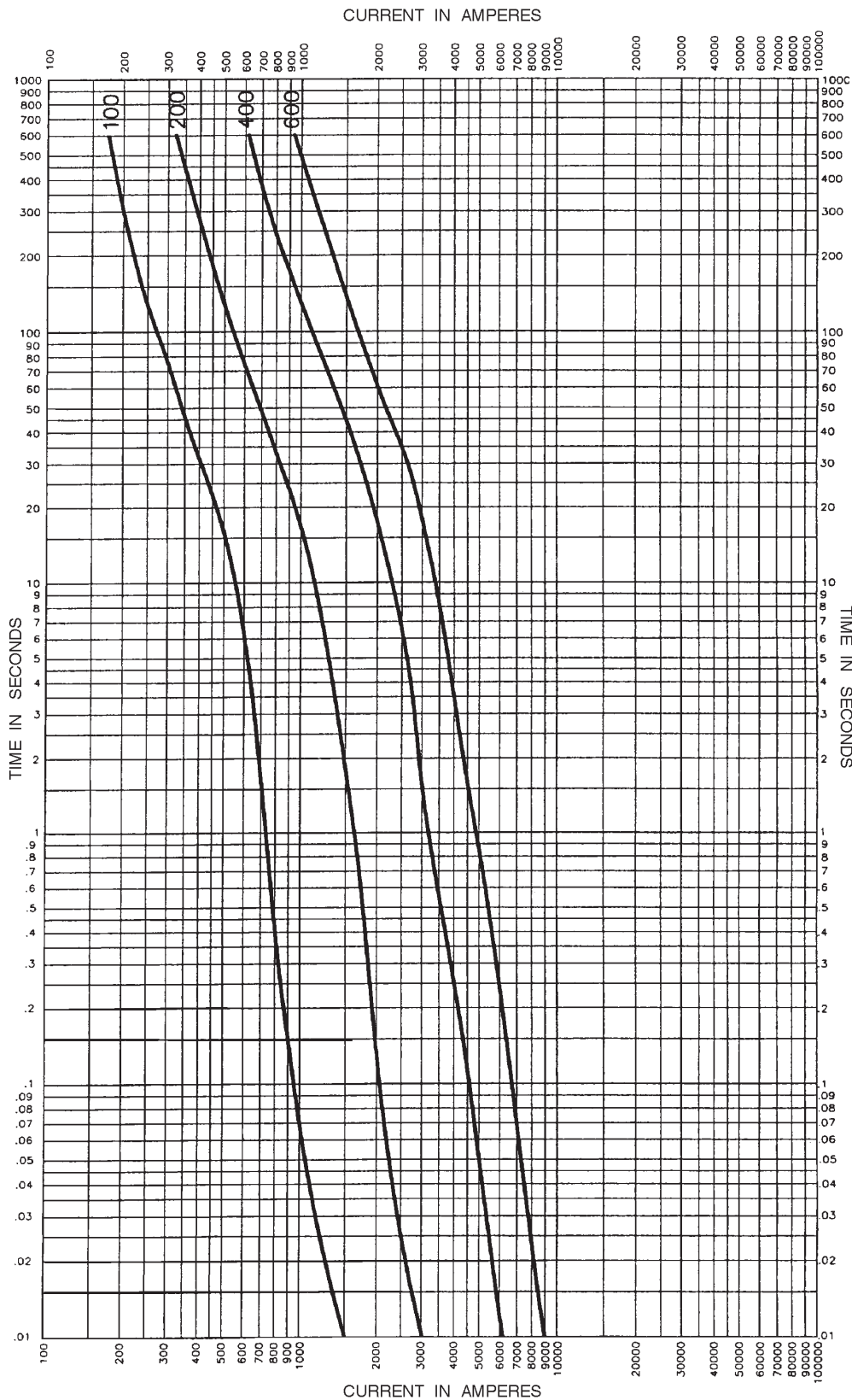
LOW-PEAK®

Dual-Element, Time-Delay Fuses
Class RK1 -- 600 Vac/300 Vdc

LPS-RK

70-600A

Time-Current Characteristic Average Melt



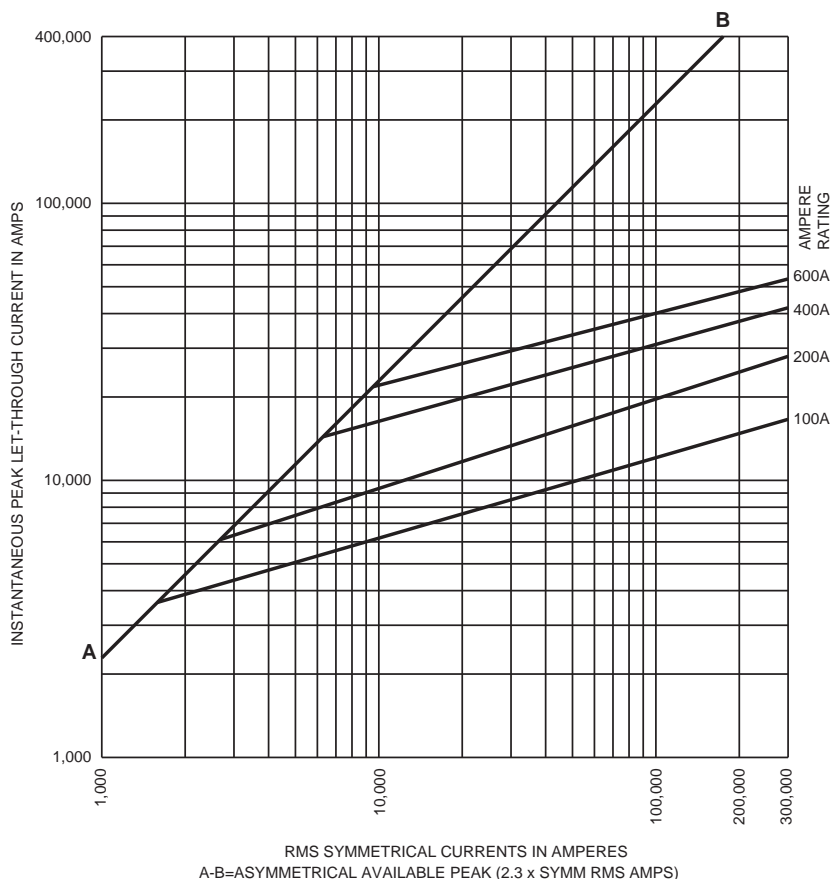
LOW-PEAK®

Dual-Element, Time-Delay Fuses

Class RK1 -- 600 Vac/300 Vdc

LPS-RK
70-600A

Current-Limitation Curves



Current-Limiting Effects

Prospect. S.C.C.	Let-Through Current (Apparent RMS Symmetrical) Versus Fuse Rating			
	100A	200A	400A	600A
5,000	2,200	3,250	5,000	5,000
10,000	2,700	4,100	7,150	9,600
15,000	3,050	4,650	7,950	10,650
20,000	3,300	5,100	8,650	11,500
25,000	3,500	5,500	9,200	12,200
30,000	3,700	5,800	9,650	12,750
35,000	3,900	6,100	10,100	13,300
40,000	4,050	6,400	10,450	13,750
50,000	4,300	6,850	11,100	14,600
60,000	4,550	7,250	11,700	15,300
80,000	4,950	7,950	12,650	16,450
100,000	5,250	8,550	13,450	17,450
150,000	5,900	9,750	15,050	19,400
200,000	6,450	10,700	16,300	20,900
250,000	6,850	11,500	17,350	22,100
300,000	7,250	12,200	18,250	23,200

*Values derived from curve data.

The only controlled copy of this Data Sheet is the electronic read-only version located on the Bussmann Network Drive. All other copies of this document are by definition uncontrolled. This bulletin is intended to clearly present comprehensive product data and provide technical information that will help the end user with design applications. Bussmann reserves the right, without notice, to change design or construction of any products and to discontinue or limit distribution of any products. Bussmann also reserves the right to change or update, without notice, any technical information contained in this bulletin. Once a product has been selected, it should be tested by the user in all possible applications.