

WHEN YOUR HEAVIER LOADS NEED PROTECTION A4BT FUSES WON'T LET YOU DOWN

The high interrupting rating of A4BT current limiting fuses is ideally suited for protecting mains, feeders, and general circuits. The 10-second time delay at 500% of fuse rating is ideal for large motors and other loads with a high inrush. A4BT fuses are suitable for DC applications up to 500VDC. An A4BT fuse can be applied to normal loads up to its full ampere rating to allow 100% rating of equipment.

B

Features/Benefits

- **Unique dimensions** prevent replacement by other fuse classes.
- **Blade-stamped catalog numbers** for permanent identification
- **Glass melamine body and plated terminals** provide superior reliability in harsh environments

HIGHLIGHTS:

- Current-Limiting
- Full 10-Second Delay
- DC Ratings
- Uniform Characteristics in all Ampere Ratings

APPLICATIONS:

- Motors
- Motor Controllers
- Transformers
- Mains
- Feeders

Ratings

- **AC:** 200 to 2,000A
600VAC, 200kA I.R.
- **DC:** 200 to 2,000A
500VDC, 100kA I.R.

Approvals

- UL Listed to Standard 248-10 (601-2000A)
- CSA Certified to Standard C22.2 No. 248.10 (601-2000A)
- DC Tested to UL 198L limits (601-2000A)



TIME DELAY / CLASS L FUSES

A4BT

Standard Fuse Ampere Ratings, Catalog Numbers

AMPERE RATING	CATALOG NUMBER	AMPERE RATING	CATALOG NUMBER	AMPERE RATING	CATALOG NUMBER
200	A4BT200	601	A4BT601	1100	A4BT1100
250	A4BT250	650	A4BT650	1200	A4BT1200
300	A4BT300	700	A4BT700	1400	A4BT1400
350	A4BT350	750	A4BT750	1500	A4BT1500
400	A4BT400	800	A4BT800	1600	A4BT1600
500	A4BT500	900	A4BT900	1800	A4BT1800
600	A4BT600	1000	A4BT1000	2000	A4BT2000

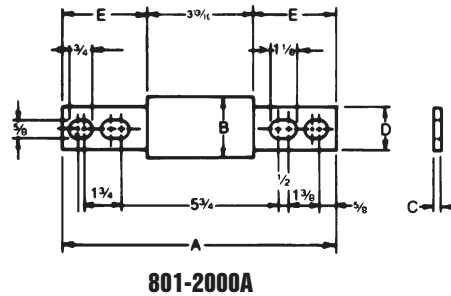
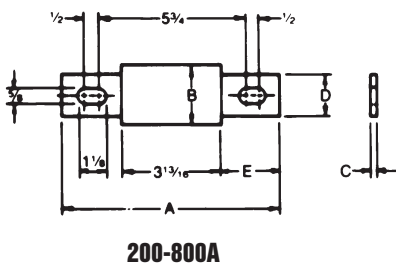
Three Phase Motor Fuse Selection

460 Volt Three Phase Motors

Motor HP	Full Load Amperes at 460V	Recommended A4BT Ampere Rating	
		Motor Acceleration Times	
		Typical 5 seconds	Heavy Load Over 5 seconds
300	360	601	700
400	477	800	1000
500	590	1000	1200

575 Volt Three Phase Motors

400	382	601	700
500	472	700	1000



Dimensions

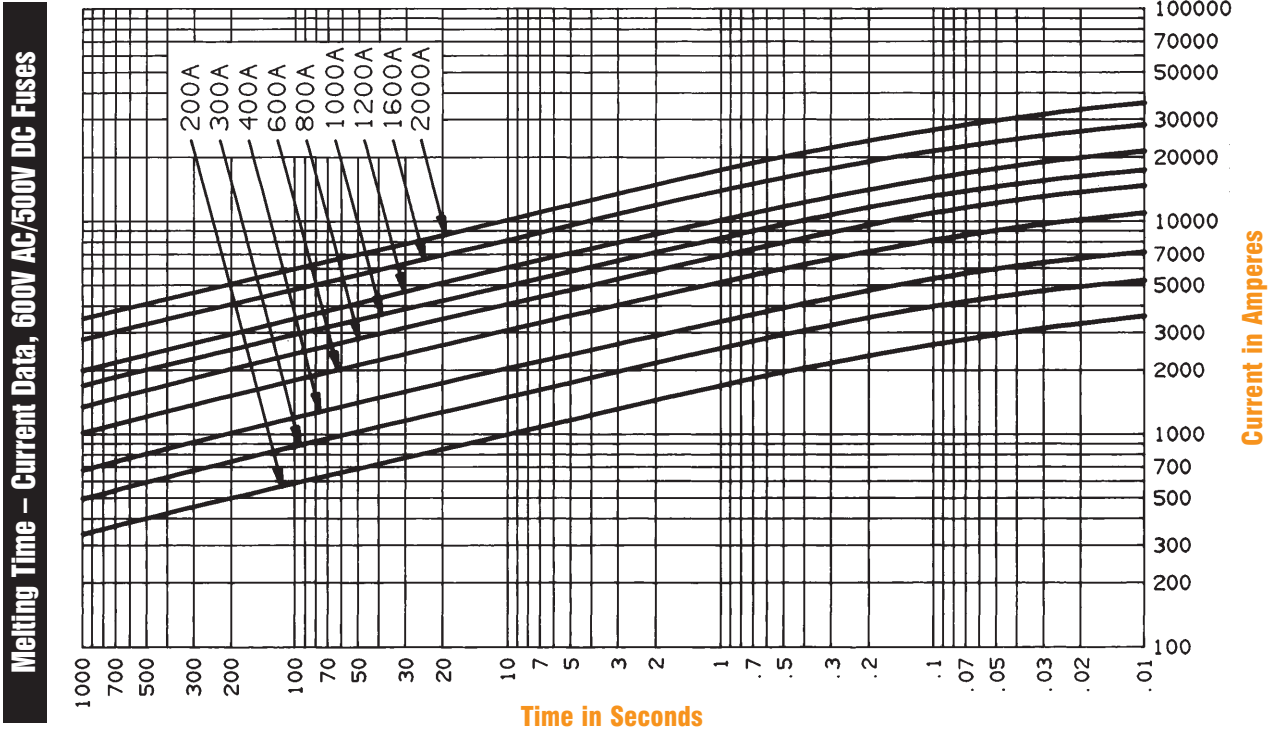
AMPERE RATING	A		B		C		D		E	
	In.	mm	In.	mm	In.	mm	In.	mm	In.	mm
200-600*	8-5/8	219	2	51	5/16	8	1-5/8	41	2-13/32	61
601-800	8-5/8	219	2-1/2	63	3/8	9	2	51	2-13/32	61
801-1200	10-3/4	273	2-1/2	63	3/8	9	2	51	3-15/32	88
1201-1600	10-3/4	273	3	76	7/16	11	2-3/8	60	3-15/32	88
1601-2000	10-3/4	273	3-1/2	89	1/2	13	2-3/4	70	3-15/32	88

Safety Note: Class L fuses are dimensioned for one-way interchangeability.
 A Class L fuse of any lower ampere rating can be substituted for a given Class L fuse.

TIME DELAY / CLASS L FUSES

A4BT

A4BT200 to 2000



B

Peak Let-Thru Current Data – A4BT300 to 2000, 600 Volts AC

