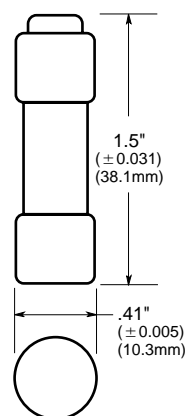


CC-TRON®**FNQ-R****Time-Delay Fuses****1 3/32" × 1 1/2", 600 Volt, 1/4 to 30 Amps**

Dimensional Data



Catalog Symbol: FNQ-R

Time-Delay

Application: Circuit Transformer Protection

Ampere Rating: 1/4 to 30A

Voltage Rating: 600Vac (or less)†

Interrupting Rating: 200,000A RMS Sym. (UL)

Agency Information:

UL Listed, Std. 248-4, Class CC, Guide JDDZ, File E4273

CSA Certified, Class CC CSA, Class 1422-01,

File 53787-HRC-MISC

†12-30A is 300Vdc and 10k AIR.

General Information:

- The Bussmann CC-TRON® (FNQ-R) was designed to meet the needs of control circuit transformer protection.
- Current-limitation protects down stream components against damaging thermal and magnetic effects of short-circuit currents.
- **High inrush time-delay.** Control circuit transformers can experience inrush currents up to 85 times their full-load current rating. FNQ-R fuses can be sized according to NEC and UL requirements and still allow the high inrush currents, with significantly more time-delay than the UL minimum value of 12 seconds at 200% for Class CC fuses.
- Melamine tube. Nickel-plated brass endcaps.

Maximum Acceptable Rating of Overcurrent Device*

Rated Primary Current (Amperes)	Maximum Rating of Overcurrent Protective Device Expressed As A Percent of Transformer Primary Current Rating
Less than 2A	500**
2A to less than 9A	167
9A or more	125

*UL 508A Table 42.1.

**300% for other than motor control applications.

CE CE logo denotes compliance with European Union Low Voltage Directive (50-1000Vac, 75-1500Vdc). Refer to Data Sheet: 8002 or contact Bussmann Application Engineering at 636-527-1270 for more information.

Electrical Ratings (Catalog Symbol and Amperes)

FNQ-R-1/4	FNQ-R-1 3/10	FNQ-R-3 3/10	FNQ-R-8
FNQ-R-3/10	FNQ-R-1 1/10	FNQ-R-3 1/2	FNQ-R-9
FNQ-R-4/10	FNQ-R-1 1/2	FNQ-R-4	FNQ-R-10
FNQ-R-5/10	FNQ-R-1 5/10	FNQ-R-4 1/2	FNQ-R-12
FNQ-R-6/10	FNQ-R-1 7/10	FNQ-R-5	FNQ-R-15
FNQ-R-3/4	FNQ-R-2	FNQ-R-5 5/10	FNQ-R-17 1/2
FNQ-R-8/10	FNQ-R-2 1/4	FNQ-R-6	FNQ-R-20
FNQ-R-1	FNQ-R-2 1/2	FNQ-R-6 1/4	FNQ-R-25
FNQ-R-1 1/8	FNQ-R-2 5/10	FNQ-R-7	FNQ-R-30
FNQ-R-1 1/4	FNQ-R-3	FNQ-R-7 1/2	—

Carton Quantity and Weight

Ampere Ratings	Carton Qty.	Weight*	
		Lbs.	Kg.
1/4-30	10	.200	.091

*Weight per carton

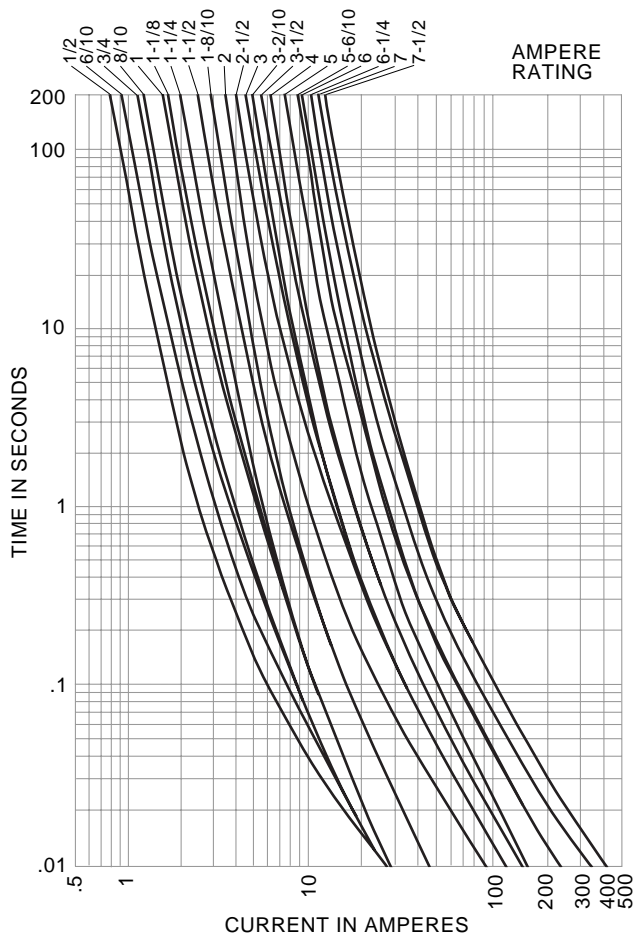
CC-TRON®

FNQ-R

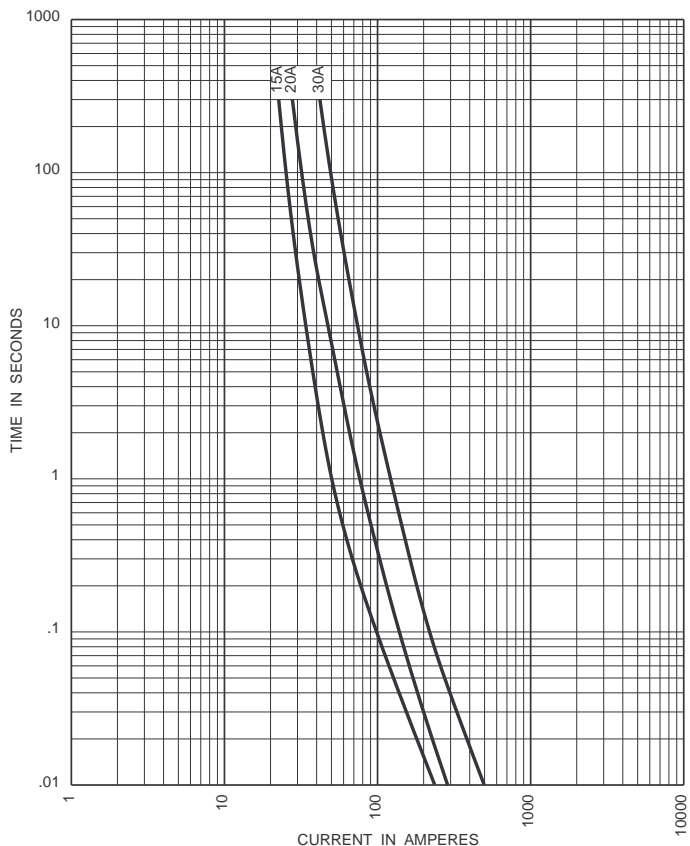
Time-Delay Fuses


13/32" x 1 1/2", 600 Volt, 1/4 to 30 Amps

Time-Current Characteristics—Average Melt



Time-Current Characteristics—Average Melt





Recommended fuseblocks/fuseholders for Class CC 600V fuses
See Data Sheets listed below

- Open fuseblocks - 1105
- Finger-safe fuseholders - 1109, 1102, 1103, 1151
- Panel-mount fuseholders - 2114, 2113
- In-line fuseholders - 2126

The only controlled copy of this Data Sheet is the electronic read-only version located on the Bussmann Network Drive. All other copies of this document are by definition uncontrolled. This bulletin is intended to clearly present comprehensive product data and provide technical information that will help the end user with design applications. Bussmann reserves the right, without notice, to change design or construction of any products and to discontinue or limit distribution of any products. Bussmann also reserves the right to change or update, without notice, any technical information contained in this bulletin. Once a product has been selected, it should be tested by the user in all possible applications.