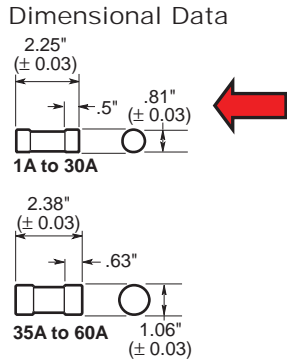


LOW-PEAK® Dual-Element Time-Delay Fuses Class J – 600 Volt

LPJ
1-60 Amps



Catalog Symbol: LPJ-_SP
Dual-Element, Time-Delay – 10 seconds (minimum) at 500% rated current
Current-Limiting
Ampere Rating: 1 to 60A
Voltage Rating: 600Vac (or less)
300Vdc (or less)
Interrupting Rating: 300,000A RMS Sym. (UL)
100,000A dc

Agency Information:
UL Listed — Special Purpose*, Guide JFHR, File E56412
CSA Certified, 200,000 AIR, Class J per CSA 22.2 No. 248.8
Class 1422-02, File 53787

*Meets all performance requirements of UL Standard 248-8 for Class J fuses.

Catalog Symbol and Ampere Ratings

LPJ-1SP	LPJ-3SP	LPJ-7SP	LPJ-25SP
LPJ-1¼SP	LPJ-3-¾SP	LPJ-8SP	LPJ-30SP
LPJ-1-⅙SP	LPJ-3½SP	LPJ-9SP	LPJ-35SP
LPJ-1-⅘SP	LPJ-4SP	LPJ-10SP	LPJ-40SP
LPJ-2SP	LPJ-4½SP	LPJ-12SP	LPJ-45SP
LPJ-2¼SP	LPJ-5SP	LPJ-15SP	LPJ-50SP
LPJ-2½SP	LPJ-5⅙SP	LPJ-17½SP	LPJ-60SP
LPJ-2⅞SP	LPJ-6SP	LPJ-20SP	

Carton Quantity and Weight


Ampere Ratings	Carton Qty.	Weight**	
		Lbs.	Kg.
1-30	10	1.09	0.494
35-60	10	1.78	0.808

**Weight per carton.

CE CE logo denotes compliance with European Union Low Voltage Directive (50-1000Vac, 75-1500Vdc). Refer to Data Sheet: 8002 or contact Bussmann Application Engineering at 636-527-1270 for more information.

General Information:

- True dual-element fuses with a minimum 10 second time-delay at 500% overload.
- Long time-delay minimizes needless fuse openings due to temporary overloads and transient surges.
- Can often be sized for back-up protection against motor burnout from overload or single-phasing if other overload protective devices fail.
- High interrupting rating to safely interrupt overcurrents up to 300,000A.
- High degree of current limitation due to the fast speed-of-response to short-circuits.
- Faster response to damaging short-circuit currents than mechanical overcurrent protective devices.
- Reduces let-through thermal and magnetic forces in order to protect low withstand rated components.
- Proper sizing provides “no damage” Type “2” coordinated protection for NEMA and IEC motor control in accordance with IEC Standard 947-4-1.
- Dual-element fuses have lower resistance than ordinary fuses so they run cooler.
- Lower watts loss reduces power consumption.
- Unique dimensions assure that another class of fuse with a lesser voltage rating, interrupting rating or current-limiting ability cannot be substituted.
- Space-saving package for equipment down sizing.



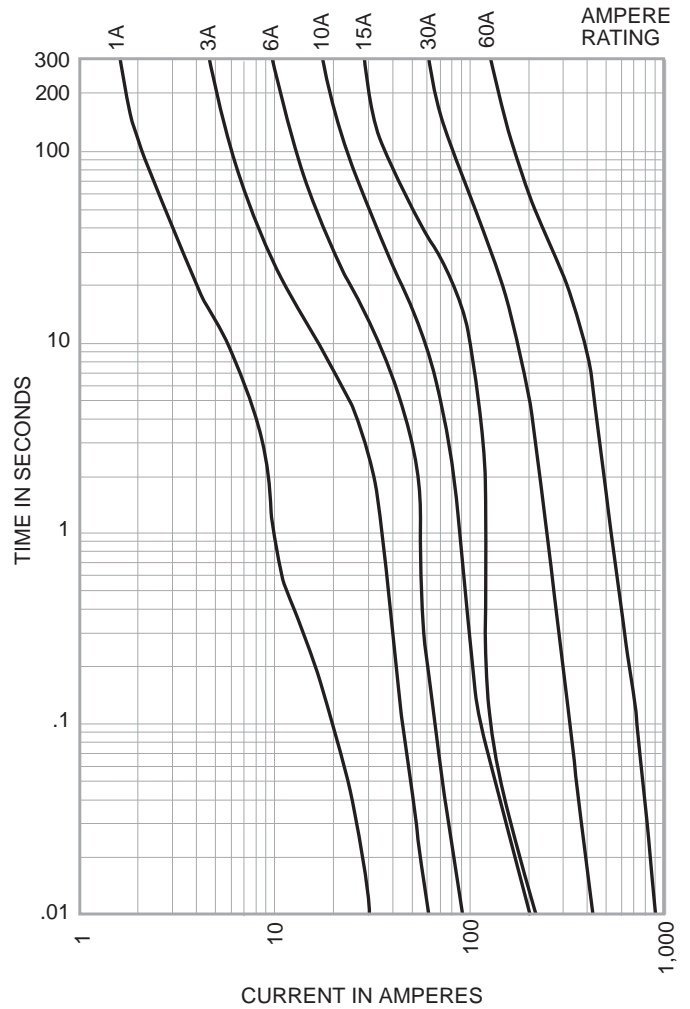
Recommended fuseblocks/fuseholders for Class J 600V fuses
See Data Sheets listed below

- Finger-safe fuseholders - 1152
- Open fuseblocks - 1114
- Open pyramid fuseblocks - 1108

LOW-PEAK®
Dual-Element Time-Delay Fuses
Class J - 600 Volt

LPJ
1-60 Amps

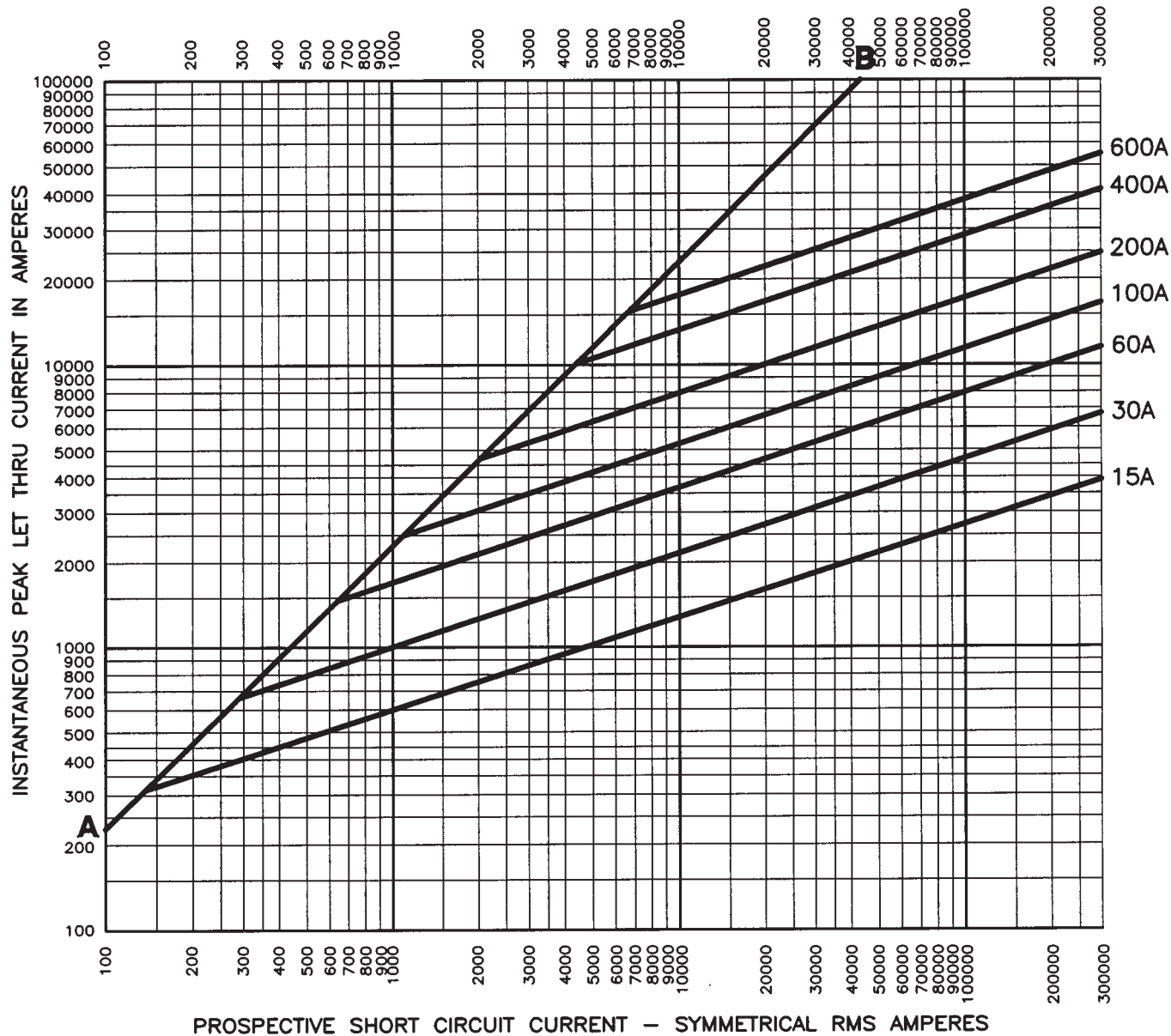
Time-Current Characteristic Curves--Average Melt



LOW-PEAK®
 Dual-Element Time-Delay Fuses
 Class J – 600 Volt

LPJ
 1-60 Amps

Current Limitation Curves



The only controlled copy of this Data Sheet is the electronic read-only version located on the Bussmann Network Drive. All other copies of this document are by definition uncontrolled. This bulletin is intended to clearly present comprehensive product data and provide technical information that will help the end user with design applications. Bussmann reserves the right, without notice, to change design or construction of any products and to discontinue or limit distribution of any products. Bussmann also reserves the right to change or update, without notice, any technical information contained in this bulletin. Once a product has been selected, it should be tested by the user in all possible applications.