

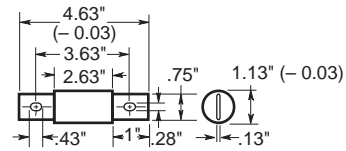
# LOW-PEAK®

Dual-Element, Time-Delay Fuses  
Class J – 600 Volt

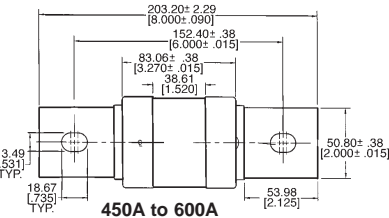
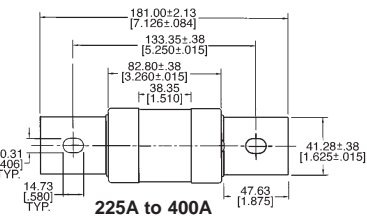
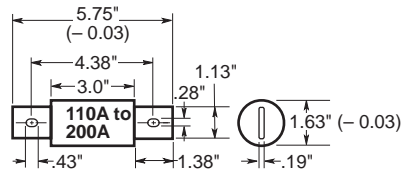
LPJ  
70 to 600A



### Dimensional Data



#### 70A to 100A



Catalog Symbol: LPJ-\_SP  
Dual-Element, Time-Delay – 10 seconds (minimum) at 500% rated current  
Current-Limiting  
Ampere Rating: 70 to 600A  
Voltage Rating: 600Vac (or less)\*  
Interrupting Rating: 300,000A RMS Sym.  
Agency Information:  
UL Listed – Special Purpose†, Guide JFHR, File E56412  
CSA Certified, Class J per CSA C22.2 No. 248.8, Class 1422-02, File 53787

\*0-600A rated 300Vdc and 20 KAIC.  
†Meets all performance requirements of UL Standard 248-8 for Class J fuses.

### Catalog Symbol and Ampere Ratings

LPJ-70SP	LPJ-125SP	LPJ-250SP	LPJ-500SP
LPJ-80SP	LPJ-150SP	LPJ-300SP	LPJ-600SP
LPJ-90SP	LPJ-175SP	LPJ-350SP	—
LPJ-100SP	LPJ-200SP	LPJ-400SP	—
LPJ-110SP	LPJ-225SP	LPJ-450SP	—

### Carton Quantity and Weight

Ampere Ratings	Carton Qty.	Weight*	
		Lbs.	Kg.
70-100	5	1.69	0.767
110-200	5	4.21	1.910
225-400	1	1.67	0.758
450-600	1	2.80	1.270

\*Weight per carton.

CE logo denotes compliance with European Union Low Voltage Directive (50-1000Vac, 75-1500Vdc). Refer to Data Sheet: 8002 or contact Bussmann Application Engineering at 636-527-1270 for more information.

### General Information:

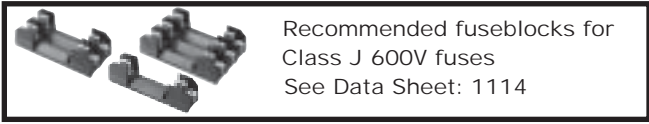
- True dual-element fuses with a minimum 10 second time-delay at 500% overload.
- Long time-delay minimizes needless fuse openings due to temporary overloads and transient surges.
- Can often be sized for back-up protection against motor burnout from overload or single-phasing if other overload protective devices fail.
- High interrupting rating to safely interrupt overcurrents up to 300,000A.
- High degree of current-limitation due to the fast speed-of-response to short-circuits.
- Faster response to damaging short-circuit currents than mechanical overcurrent protective devices.
- Reduces let-through thermal and magnetic forces in order to protect low withstand rated components.
- Proper sizing provides “no damage” Type “2” coordinated protection for NEMA and IEC motor control in accordance with IEC Standard 947-4-1.
- Dual-element fuses have lower resistance than ordinary fuses, hence they run cooler.
- Lower watts loss reduces power consumption.
- Unique dimensions assure that another class of fuse with a lesser voltage rating, interrupting rating or current-limiting ability cannot be substituted.
- Space-saving package for equipment down sizing.

# LOW-PEAK®

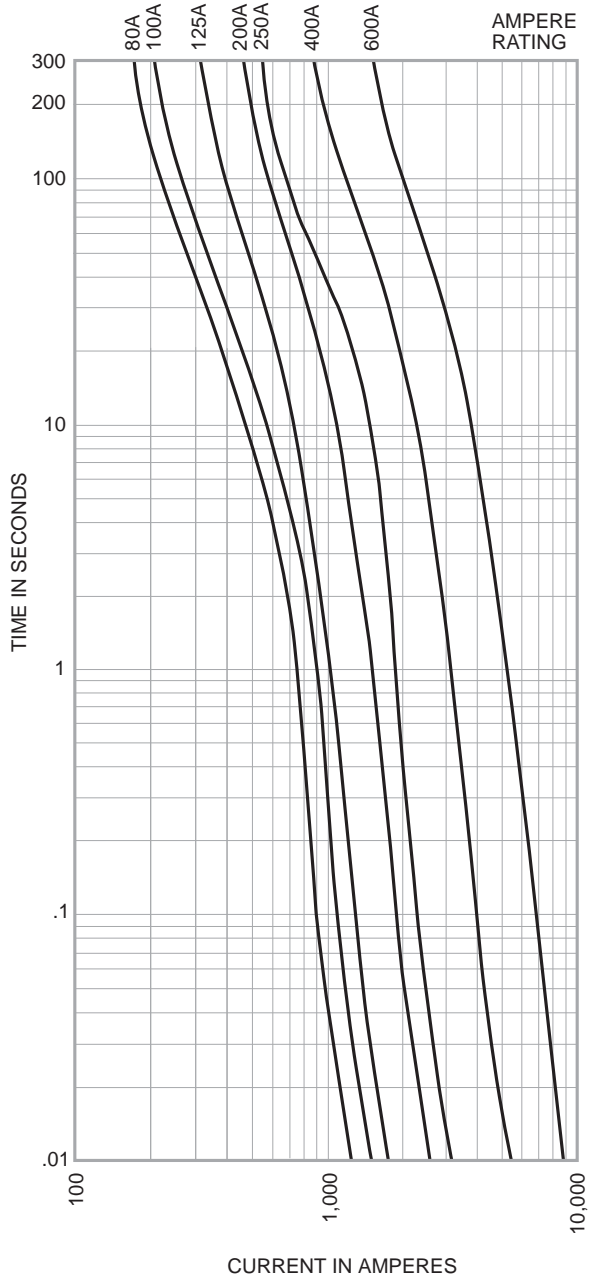
## Dual-Element, Time-Delay Fuses

### Class J - 600 Volt

LPJ  
70-600A



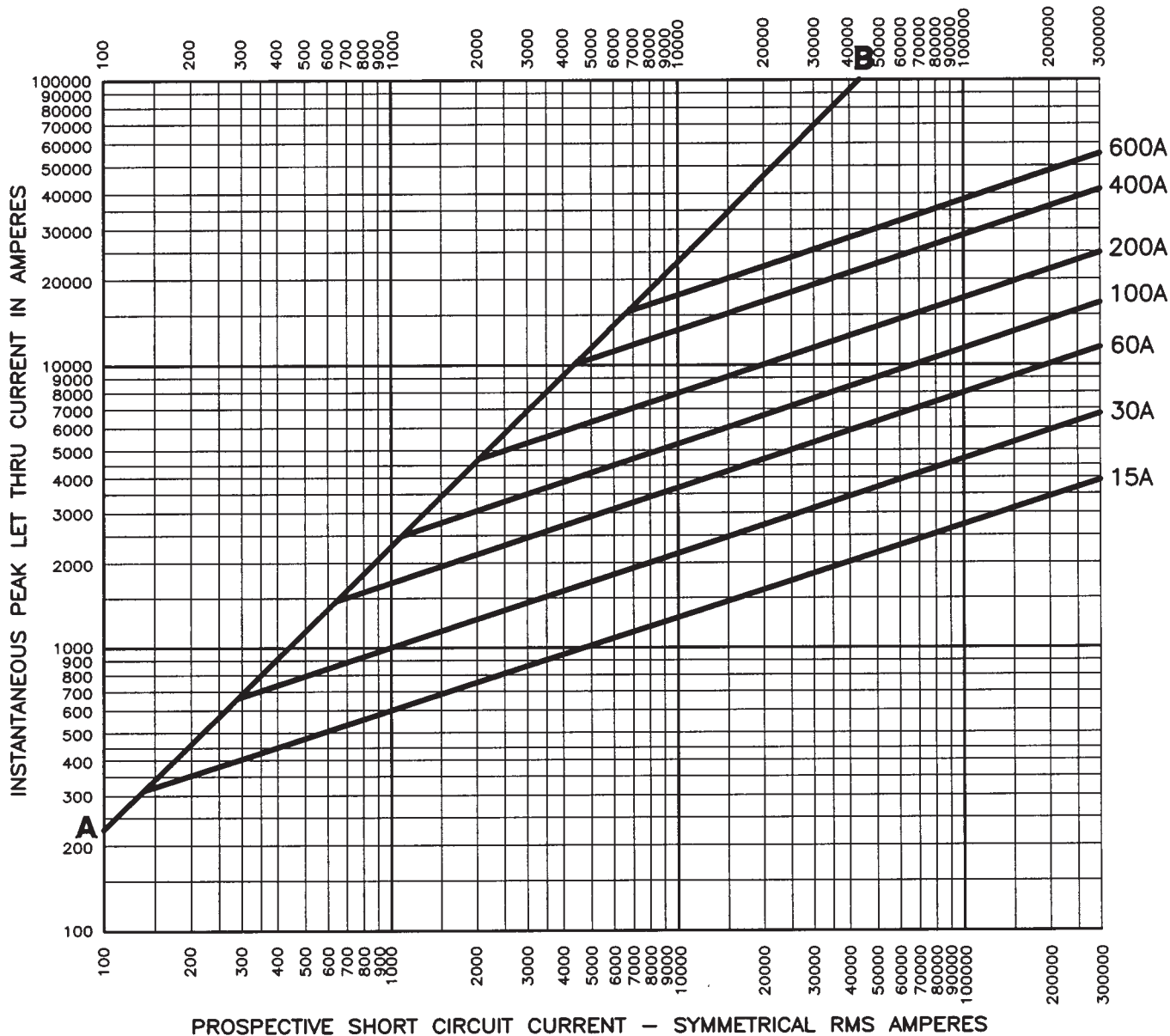
Time-Current Characteristic Curves—Average Melt



**LOW-PEAK®**  
 Dual-Element, Time-Delay Fuses  
 Class J – 600 Volt

LPJ  
 70-600A

Current-Limitation Curves



The only controlled copy of this Data Sheet is the electronic read-only version located on the Bussmann Network Drive. All other copies of this document are by definition uncontrolled. This bulletin is intended to clearly present comprehensive product data and provide technical information that will help the end user with design applications. Bussmann reserves the right, without notice, to change design or construction of any products and to discontinue or limit distribution of any products. Bussmann also reserves the right to change or update, without notice, any technical information contained in this bulletin. Once a product has been selected, it should be tested by the user in all possible applications.