

# CURRENT TRANSFORMERS

Model 7

Window Diameter 2.50"

APPLICATION:  
With ammeters, wattmeters, and  
cross current compensation.

FREQUENCY:  
50-400 Hz.

INSULATION LEVEL:  
600 Volts, 10 KV BIL full wave.



E93779

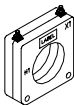
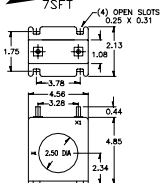


LR89403

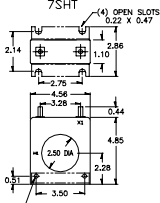
- Flexible leads are UL 1015 105° C, CSA approved, #16 AWG, 24" long.
- Non-standard length to be specified.
- Terminals are brass studs No. 8-32 UNC with one flat washer, lockwasher and regular nut.
- SFT and SHT case styles also available as SFL and SHL with leads.
- Mounting bracket kit 0221B00182 when required for Model 7SHT.
- Approximate weight: 1.5 lb.



7SFT



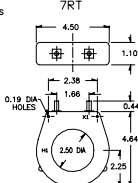
7SHT



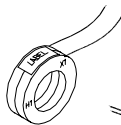
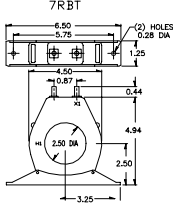
(2) 0.42 DIA HOLES



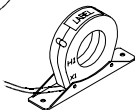
7RT



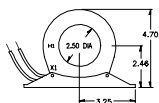
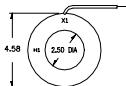
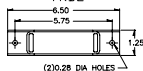

7RBT



7RL



7RBL

CATALOG NUMBER	CURRENT RATIO	ACCURACY AT 60 Hz	BURDEN VA at 60 Hz
7 ** - 101	100:5	± 2 %	2.5
7 ** - 151	150:5	± 1 %	5.0
7 ** - 201	200:5	± 1 %	5.0
7 ** - 251	250:5	± 1 %	5.0
7 ** - 301	300:5	± 1 %	12.5
7 ** - 401	400:5	± 1 %	15.0
7 ** - 501	500:5	± 1 %	25.0
7 ** - 601	600:5	± 1 %	30.0
7 ** - 751	750:5	± 1 %	30.0
7 ** - 801	800:5	± 1 %	35.0
7 ** - 102	1000:5	± 1 %	35.0
7 ** - 122	1200:5	± 1 %	35.0
7 ** - 152	1500:5	± 1 %	40.0
7 ** - 162	1600:5	± 1 %	45.0

\*\* NOTE: When ordering, prefix Cat No. with model designation required, i.e. 7SFT-500, 7RL-500, etc.