

CURRENT TRANSFORMERS

Model 7

Window Diameter 2.50"

APPLICATION:
With ammeters, wattmeters, and
cross current compensation.

FREQUENCY:
50-400 Hz.

INSULATION LEVEL:
600 Volts, 10 KV BIL full wave.



E93779

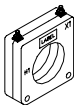
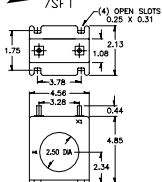


LR89403

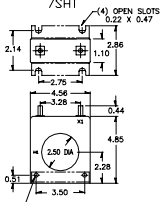
- Flexible leads are UL 1015 105 ° C, CSA approved, #16 AWG, 24" long.
- Non-standard length to be specified.
- Terminals are brass studs No. 8-32 UNC with one flat washer, lockwasher and regular nut.
- SFT and SHT case styles also available as SFL and SHL with leads.
- Mounting bracket kit 0221B00182 when required for Model 7SHT.
- Approximate weight: 1.5 lb.



7SFT



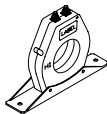
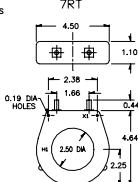
7SHT



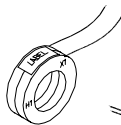
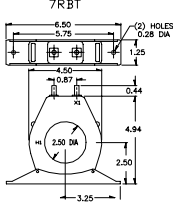
(2) 0.42 DIA HOLES



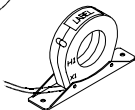
7RT



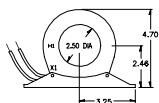
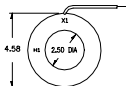
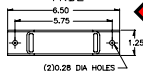
7RBT



7RL



7RBL



| CATALOG NUMBER | CURRENT RATIO | ACCURACY AT 60 Hz | BURDEN VA at 60 Hz |
|----------------|---------------|-------------------|--------------------|
| 7 ** - 101 | 100:5 | ± 2 % | 2.5 |
| 7 ** - 151 | 150:5 | ± 1 % | 5.0 |
| 7 ** - 201 | 200:5 | ± 1 % | 5.0 |
| 7 ** - 251 | 250:5 | ± 1 % | 5.0 |
| 7 ** - 301 | 300:5 | ± 1 % | 12.5 |
| 7 ** - 401 | 400:5 | ± 1 % | 15.0 |
| 7 ** - 501 | 500:5 | ± 1 % | 25.0 |
| 7 ** - 601 | 600:5 | ± 1 % | 30.0 |
| 7 ** - 751 | 750:5 | ± 1 % | 30.0 |
| 7 ** - 801 | 800:5 | ± 1 % | 35.0 |
| 7 ** - 102 | 1000:5 | ± 1 % | 35.0 |
| 7 ** - 122 | 1200:5 | ± 1 % | 35.0 |
| 7 ** - 152 | 1500:5 | ± 1 % | 40.0 |
| 7 ** - 162 | 1600:5 | ± 1 % | 45.0 |

** NOTE: When ordering, prefix Cat No. with model designation required, i.e. 7SFT-500, 7RL-500, etc.