

CURRENT TRANSFORMERS

Model 2
Window Diameters
1.00", 1.05", 1.13"

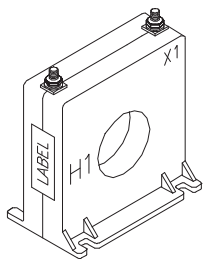
APPLICATION:
Generally for ammeter use only.

FREQUENCY:
50-400 Hz.

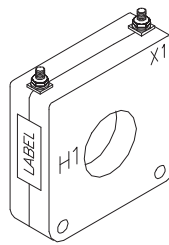
INSULATION LEVEL:
600 Volts, 10 kV BIL full wave.

RATING FACTOR:
2.0 @ 30°C amb.

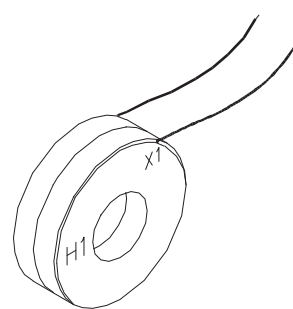
- Flexible leads are UL 1015 105 °C, CSA approved, #16 AWG, 24" long.
- Non-standard length to be specified.
- Terminals are brass studs No. 8-32 UNC with one flat washer, lockwasher and regular nut.
- SHT and SFT case styles also available as SHL and SFL with leads.
- Mounting bracket kit 0221B00839 when required for MODEL 2SHT.
- Approximate weight 0.5 lb.



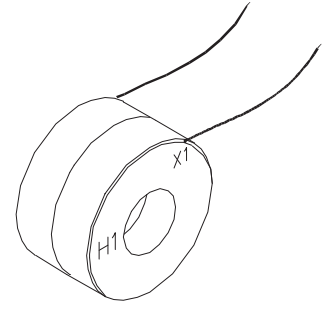
2SFT



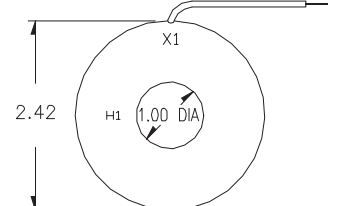
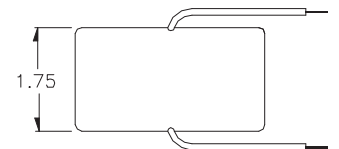
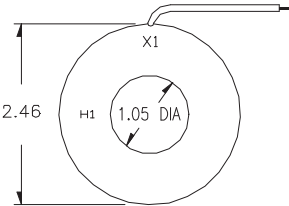
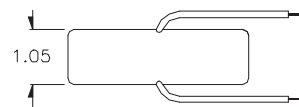
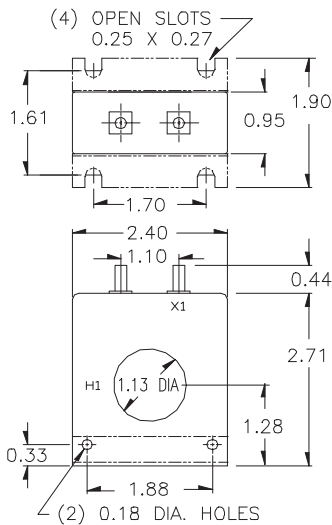
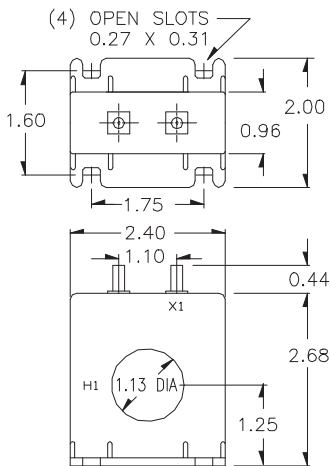
2SHT



2RL



2DRL



| CATALOG NUMBER | CURRENT RATIO | MODELS 2SFT, 2SHT, 2RL | | MODEL 2DRL | |
|----------------|---------------|------------------------|--------------------|-------------------|--------------------|
| | | ACCURACY AT 60 Hz | BURDEN VA AT 60 Hz | ACCURACY AT 60 Hz | BURDEN VA at 60 Hz |
| 2**-500 | 50:5 | ± 3 % | 1.5 | ± 2 % | 1.5 |
| 2**-600 | 60:5 | ± 3 % | 2.0 | ± 2 % | 2.0 |
| 2**-750 | 75:5 | ± 2 % | 2.0 | ± 2 % | 3.0 |
| 2**-800 | 80:5 | ± 2 % | 2.0 | ± 2 % | 4.0 |
| 2**-101 | 100:5 | ± 1 % | 2.0 | ± 1 % | 5.0 |
| 2**-121 | 120:5 | ± 1 % | 2.5 | ± 1 % | 5.0 |
| 2**-1250 | 125:5 | ± 1 % | 2.5 | ± 1 % | 5.0 |
| 2**-151 | 150:5 | ± 1 % | 4.0 | ± 1 % | 8.0 |
| 2**-201 | 200:5 | ± 1 % | 4.0 | ± 1 % | 10.0 |
| 2**-251 | 250:5 | ± 1 % | 6.0 | ± 1 % | 12.5 |
| 2**-301 | 300:5 | ± 1 % | 8.0 | ± 1 % | 15.0 |

** NOTE: When ordering, prefix Cat. No. with model designation required, i.e. 2SFT-301, 2RL-301, OR 2DRL-301, etc.