

# CURRENT TRANSFORMERS

Model 2  
Window Diameters  
1.00", 1.05", 1.13"

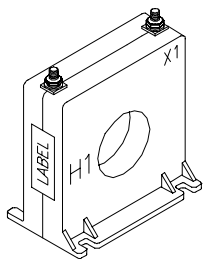
APPLICATION:  
Generally for ammeter use only.

FREQUENCY:  
50-400 Hz.

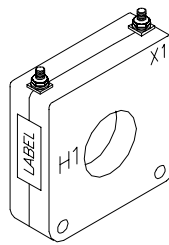
INSULATION LEVEL:  
600 Volts, 10 kV BIL full wave.

RATING FACTOR:  
2.0 @ 30°C amb.

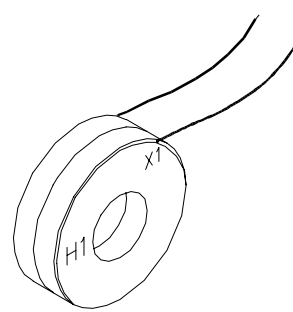
- Flexible leads are UL 1015 105 °C, CSA approved, #16 AWG, 24" long.
- Non-standard length to be specified.
- Terminals are brass studs No. 8-32 UNC with one flat washer, lockwasher and regular nut.
- SHT and SFT case styles also available as SHL and SFL with leads.
- Mounting bracket kit 0221B00839 when required for MODEL 2SHT.
- Approximate weight 0.5 lb.



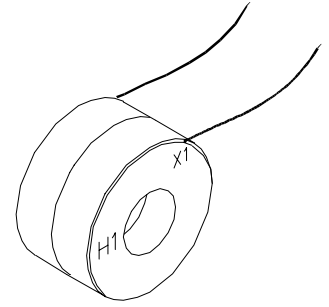
2SFT



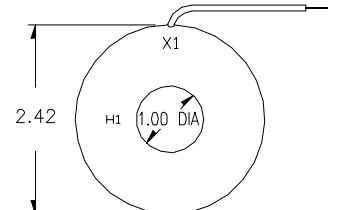
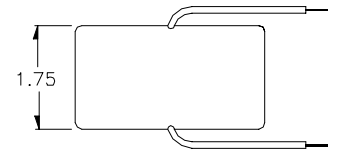
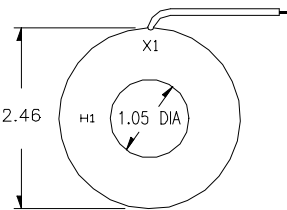
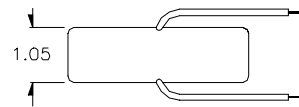
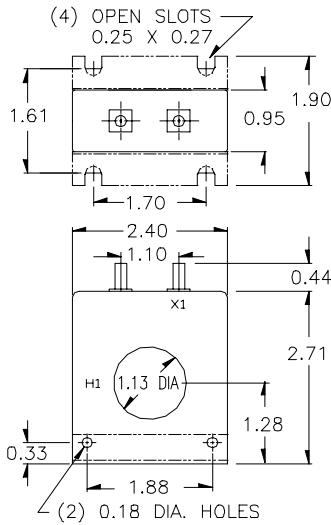
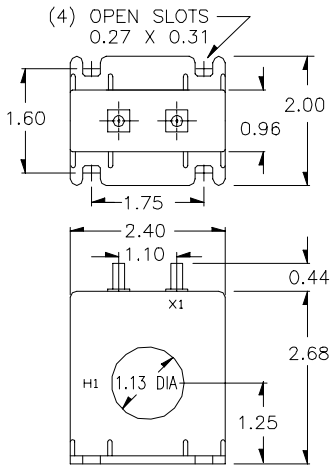
2SHT



2RL



2DRL



CATALOG NUMBER	CURRENT RATIO	MODELS 2SFT, 2SHT, 2RL		MODEL 2DRL	
		ACCURACY AT 60 Hz	BURDEN VA AT 60 Hz	ACCURACY AT 60 Hz	BURDEN VA at 60 Hz
2**-500	50:5	± 3 %	1.5	± 2 %	1.5
2**-600	60:5	± 3 %	2.0	± 2 %	2.0
2**-750	75:5	± 2 %	2.0	± 2 %	3.0
2**-800	80:5	± 2 %	2.0	± 2 %	4.0
2**-101	100:5	± 1 %	2.0	± 1 %	5.0
2**-121	120:5	± 1 %	2.5	± 1 %	5.0
2**-1250	125:5	± 1 %	2.5	± 1 %	5.0
2**-151	150:5	± 1 %	4.0	± 1 %	8.0
2**-201	200:5	± 1 %	4.0	± 1 %	10.0
2**-251	250:5	± 1 %	6.0	± 1 %	12.5
2**-301	300:5	± 1 %	8.0	± 1 %	15.0

\*\* NOTE: When ordering, prefix Cat. No. with model designation required, i.e. 2SFT-301, 2RL-301, OR 2DRL-301, etc.