



Voltage Transformer Model 460

REGULATORY AGENCY APPROVALS



E93779



LR89403

Manufactured to meet the requirements of ANSI/IEEE C57.13. Classified by U.L. in accordance with IEC 44-1



FREQUENCY:
60 Hz.

STANDARD SECONDARY VOLTAGE:
120 Volts

INSULATION LEVEL:
600 Volt, 10 kV BIL full wave.

ACCURACY CLASS:
0.6 W, 1.2 X at 60 Hz.

THERMAL RATING:
150 VA at 30°C. amb., 100 VA at 55°C. amb.

Terminals are brass studs No. 10-32 with one lockwasher, flatwasher and regular nut.

Approximate weight 7.75 lbs.

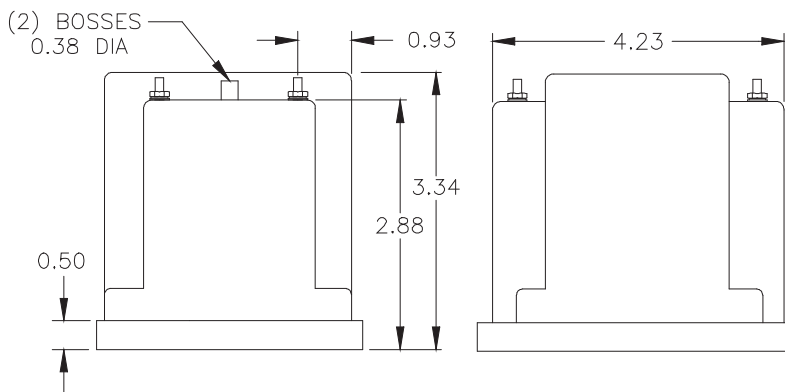
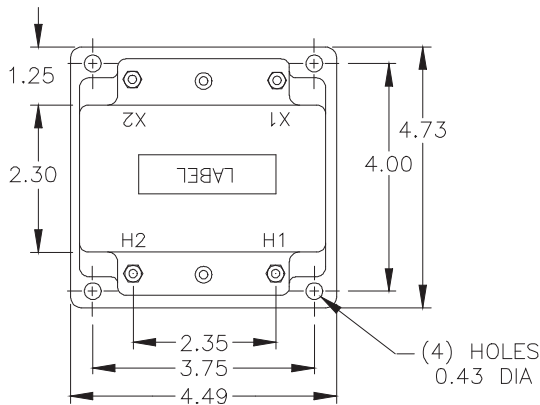
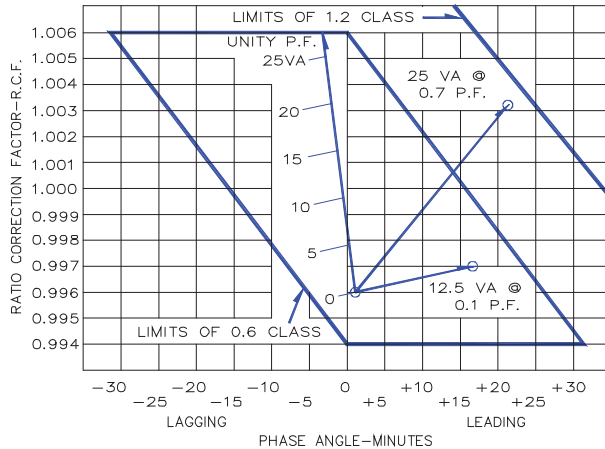
CATALOG NUMBER	VOLTAGE RATIO	TURNS RATIO	REC. PRIMARY FUSE RATING
460-069	69.3:120	0.58:1	5.0
460-120	120:120	1:1	4.0
460-208	208:120	1.73:1	2.0
460-240	240:120	2:1	2.0
460-277	277:120	2.31:1	2.0
460-288	288:120	2.4:1	1.5
460-300	300:120	2.5:1	1.5
460-346	346:120	2.88:1	1.5
*460-480	*480:120	4:1	1.0
*460-600	*600:120	5:1	0.75



Model 460

- The core and coil assembly is encased in a thermoplastic shell and filled with resin.
- These transformers are designed for operation line-to-line. They may also be operated line-to-ground or line-to-neutral at reduced voltage, (58% of rated volts).
- It is desirable to use a 1.6 amp fuse in the secondary to protect the transformer.
- With two exceptions these transformer are ANSI C57.13 group 1. Those marked * are group 2.
- Models designed specifically for 50Hz operation are available with reduced performance. Consult factory for details.
- This page contains a circle diagram for the estimation of the errors for other than rated burdens. See page 27 in this section for a description of its use.
- Each transformer has two plastic terminal cover.

VOLTAGE TRANSFORMER CIRCLE DIAGRAM
THIS GRAPH IS DRAWN FOR A 60Hz 0.6 P.F. SYSTEM LOAD



USA, Canada, Asia, Latin America

Tel: +1-800-547-8629

Fax: +1-905-201-2455

e-mail: sales.multilin@ge.com

Europe, Middle East, Africa

Tel: +34-94-485-88-00

Fax: +34-94-485-88-45

e-mail: gemultilin.euro@ge.com