

CURRENT TRANSFORMER

Model 7A

Window Diameter 2.50"

APPLICATION:
Ammeters and wattmeters.

FREQUENCY:
50-400 Hz.

INSULATION LEVEL:
600 Volts, 10 kv BIL full wave.

- Terminals are brass studs No. 8-32 UNC with one flat washer, lockwasher and regular nut.
- Flexible leads are UL 1015 105°C., CSA approved, #16 AWG, 24" long.
- Non-standard lead length can be specified.
- Order mounting bracket kit 0221B00182 separately when required for Model 7ASHT.
- Model 7ASHT and model 7ASFL also available as 7ASHL and 7ASFL with leads.
- Approximate weight: 1.5 lbs.

REGULATORY AGENCY APPROVALS

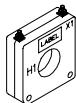


E93779



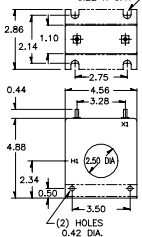
LR89403

Manufactured to meet the requirements of ANSI/IEEE C57.13.
Classified by U.L. in accordance with IEC 44-1.

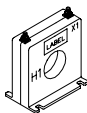
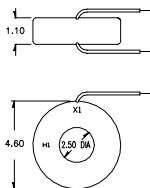


7ASHT

(4) OPEN SLOTS
0.22 X 0.47

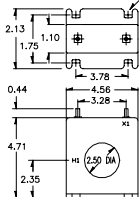


7ARL



7ASFT

(4) OPEN SLOTS
0.25 X 0.31



CATALOG NUMBER	CURRENT RATIO	V.A. FOR ±1% CLASS	ANSI METERING CLASS AT 60 Hz					SECONDARY WINDING RESISTANCE (OHMS @ 75°C)	CONTINUOUS THERMAL FACTOR	
			B0.1	B0.2	B0.5	B0.9	B1.8		@ 50°C	@ 65°C
7A **-101	100:5	1.0	2.4	4.8	-	-	0.014	2.0	2.0	
7A **-151	150:5	2.5	1.2	2.4	4.8	4.8	0.025	2.0	2.0	
7A **-201	200:5	5.0	0.6	1.2	2.4	4.8	0.035	2.0	2.0	
7A **-251	250:5	7.5	0.3	0.6	1.2	2.4	0.043	2.0	2.0	
7A **-301	300:5	12.5	0.3	0.6	1.2	2.4	0.052	2.0	1.5	
7A **-401	400:5	15.0	0.3	0.3	0.6	1.2	0.069	2.0	1.5	
7A **-501	500:5	25.0	0.3	0.3	0.6	1.2	0.108	1.5	1.0	
7A **-601	600:5	30.0	0.3	0.3	0.6	0.6	0.130	1.5	1.0	
7A **-751	750:5	30.0	0.3	0.3	0.3	0.6	0.163	1.33	1.0	
7A **-801	800:5	35.0	0.3	0.3	0.3	0.6	0.173	1.33	1.0	
7A **-102	1000:5	35.0	0.3	0.3	0.3	0.6	0.157	1.33	1.0	
7A **-122	1200:5	40.0	0.3	0.3	0.3	0.6	0.234	1.0	1.0	
7A **-152	1500:5	50.0	0.3	0.3	0.3	0.6	0.292	1.0	0.8	
7A **-162	1600:5	50.0	0.3	0.3	0.3	0.6	0.312	1.0	0.8	

** NOTE: When ordering, prefix catalog number with model designation required, i.e. 7ASHT-201, or 7ARL-301 etc.