

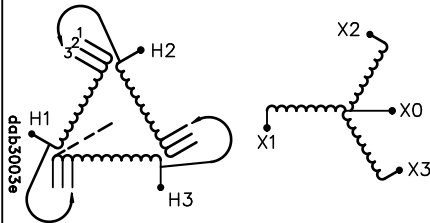


**Allen-Bradley**




THREE PHASE DRY TYPE TRANSFORMER

|       |             |         |                 |                     |         |
|-------|-------------|---------|-----------------|---------------------|---------|
| HV    | 480V        |         |                 | SERIAL NO.          |         |
| BIL   | -           |         |                 | PART NO.            | 198284  |
| TERM. | H1 H2 H3    |         |                 | kVA                 | 4       |
|       | VOLTS       | CURRENT | % RATED VOLTAGE | CONNECT EACH PHASE  | TYPE    |
|       | 504         | 4.6     | 105             | 1                   | J       |
|       | 480         | 4.8     | 100             | 2                   | COOLING |
|       | 456         | 5.1     | 95              | 3                   | AN      |
| LV    | 400Y/231V   |         |                 | TEMP. RISE °C       | 80      |
| BIL   | -           |         |                 | TEMP. CLASS °C      | 200     |
| TERM. | X0 X1 X2 X3 |         |                 | FREQ. Hz            | 60      |
|       |             |         |                 | IMPEDANCE % @100 °C | 3.2     |
|       |             |         |                 | ENCL. TYPE          | -       |
|       |             |         |                 | WT. LBS             | 85      |
|       |             |         |                 | WINDING MATERIAL    | CU      |



DO NOT INSTALL IN AREAS ACCESSIBLE TO PUBLIC

  
 ALLEN-BRADLEY CAT NO.  
 P/N 101496

FOR APPROVAL ONLY



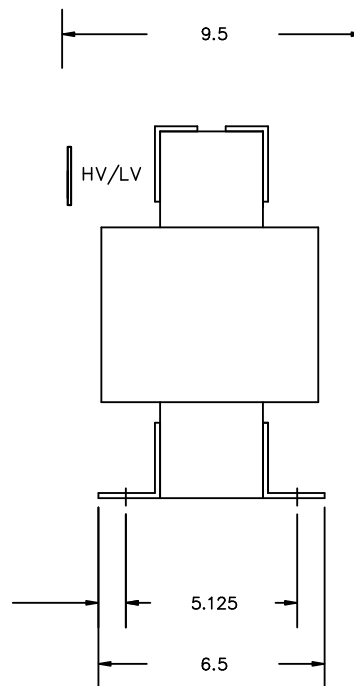
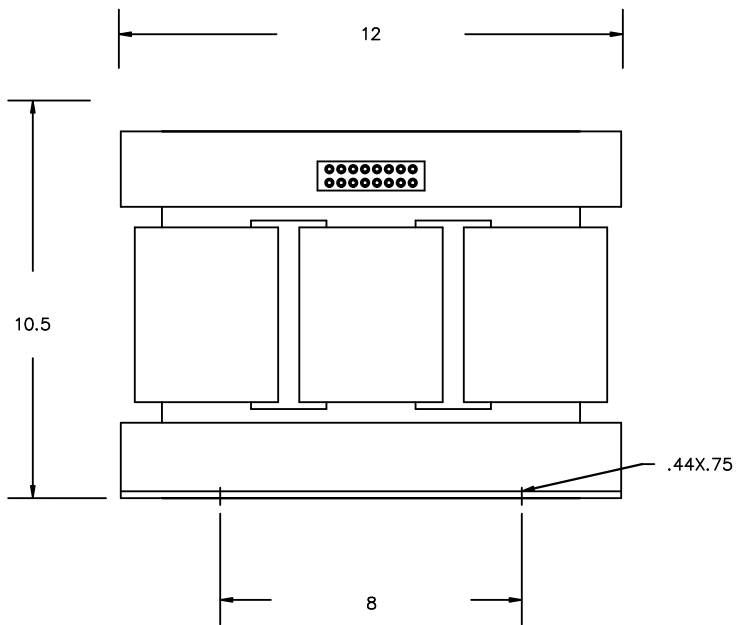
|   |      |    |                |
|---|------|----|----------------|
| TITLE: 3PH DISTRIBUTION TRANSFORMER NAMEPLATE INFORMATION |      |    |                |
|   |      |    | DES: MCHRISTM  |
|   |      |    | DATE: 11/01/19 |
| NO.   | DATE | BY | REVISION       |
|   |      |    | SCALE: NTS     |

SHEET 1 OF 2  
EDB 198284

FOR APPROVAL ONLY

FRONT VIEW

SIDE VIEW



All Dimensions in inches

H.V.1. TERMINAL DETAIL

L.V.1. TERMINAL DETAIL

SUITABLE FOR #14-4 CU/AL  
CONDUCTORS  
1 CONDUCTOR PER PHASE

SUITABLE FOR #14-4 CU/AL  
CONDUCTORS  
1 CONDUCTOR PER PHASE

CUSTOMER NOTES:

- HV1 TERMINATED AT TOP FRONT
- LV1 TERMINATED AT TOP FRONT
- DIMENSIONS ARE APPROXIMATE
- TOP FRAME NOT SUPPLIED



TITLE: 3PH DISTRIBUTION TRANSFORMER

|        |          |
|--------|----------|
| DES:   | MCHRISTM |
| DATE:  | 11/01/19 |
| SCALE: | NTS      |

| NO. | DATE | BY | REVISION |
|-----|------|----|----------|
|     |      |    |          |

SHEET 2 OF 2

EDB 198284

0.3 root 2011/01/19 09:59