

Cross reference to Rockwell
Part # PN-81798

General Specifications:

HP / kW RATING:

Available for motor/drive system sizes up to 3500HP / 2600kW

VOLTAGE:

Standard voltages up to 690V, 3-phase

FREQUENCY:

50 or 60Hz

OVERLOAD CAPABILITY:

Suitable for overload of 150% for 60 seconds every 10 minutes

HARMONICS TREATED:

5th, 7th, 11th, 13th, ...

K-FACTOR SUITABILITY:

Up to 20

INPUT K-FACTOR:

Reduced to <1.5

INPUT CURRENT DISTORTION:

<8% at full load

NO LOAD CAPACITIVE

REACTANCE (kVAR) LEVELS:

5 to 75HP 15 to 20%
100 to 3500HP 10 to 15%

EFFICIENCY:

>99%

ELEVATION:

3300ft [1000m] above sea level

VENTILATION:

Convection air cooled

ENCLOSURE:

NEMA 3R [IP23]

Paint: Polyester powder coated

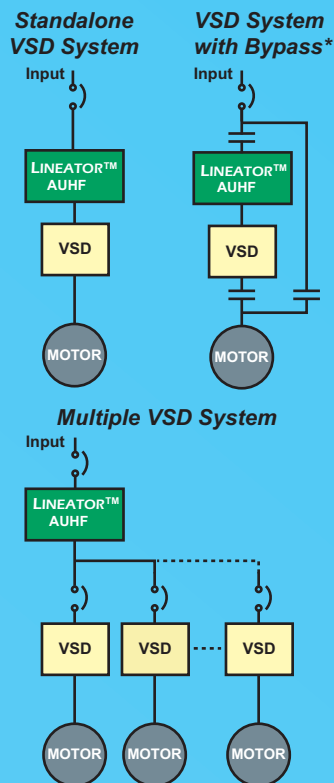
Color: ANSI 61 Grey

OPTIONS:

Nema 3R [IP23] Enhanced

ABS, DNV or Lloyds Certification

Typical LINEATOR Applications



* When the VSD requires a bypass, the LINEATOR must also be bypassed as shown.

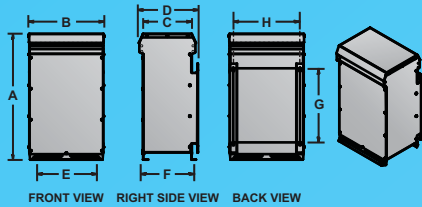
Rating Tables: (type 'D' Lineator)^[1]

| Motor Size | | Lineator Rating | | | | 208V (50 or 60Hz), 240V (50Hz) | | | | 400, 440V (50Hz) | | | | | | | |
|------------|------|----------------------|----------|----------|----------|--------------------------------|-----------------|--------------------|-----------------|--------------------|-----------------|--------------------|-----------------|-----------|-----------|-------|-----------|
| HP | kW | Input Amps (3-Phase) | | | | Standard Enclosure | | Enhanced Enclosure | | Standard Enclosure | | Enhanced Enclosure | | | | | |
| | | 208V | 220/240V | 380/400V | 415/440V | Case Style | Weight lbs [kg] | Case Style | Weight lbs [kg] | Case Style | Weight lbs [kg] | Case Style | Weight lbs [kg] | | | | |
| 5 | 4 | 14 | 13 | 8 | 7 | 4.5 | SU1 | 65 [30] | SU1-E | 75 [34] | SU1 | 58 [26] | SU1-E | 68 [31] | | | |
| 7.5 | 5.5 | 20 | 18 | 11 | 10 | 6.3 | SU1 | 76 [35] | SU1-E | 86 [39] | SU1 | 67 [30] | SU1-E | 77 [35] | | | |
| 10 | 7.5 | 27 | 24 | 14 | 13 | 8.5 | | 80 [36] | | 80 [36] | | 78 [35] | | 88 [40] | | | |
| 15 | 11 | 40 | 36 | 21 | 19 | 13 | | 117 [53] | | SU2-E | | 127 [58] | | SU2 | 90 [41] | SU2-E | 100 [45] |
| 20 | 15 | 53 | 48 | 28 | 25 | 17 | SU2 | 138 [63] | SU2-E | 148 [67] | SU2 | 118 [54] | SU2-E | 128 [58] | | | |
| 25 | 18.5 | 66 | 60 | 35 | 32 | 21 | | 154 [70] | | 164 [74] | | 130 [59] | | 140 [64] | | | |
| 30 | 22 | 79 | 72 | 42 | 38 | 25 | | 189 [86] | | SU3-E | | 199 [90] | | SU3 | 142 [65] | SU3-E | 152 [69] |
| 40 | 30 | 105 | 95 | 55 | 51 | 34 | SU3 | 253 [115] | SU3-E | 263 [119] | SU3 | 154 [70] | SU3-E | 164 [74] | | | |
| 50 | 37.5 | 131 | 119 | 69 | 63 | 42 | | 275 [125] | | 333 [151] | | 186 [84] | | 196 [88] | | | |
| 60 | 45 | 158 | 143 | 83 | 76 | 51 | | 315 [143] | | MT2-E | | 337 [153] | | SU3 | 218 [99] | MT2-E | 228 [103] |
| 75 | 55 | 196 | 178 | 103 | 95 | 63 | MT2 | 325 [148] | MT2-E | 399 [181] | MT2 | 304 [138] | MT2-E | 314 [142] | | | |
| 100 | 75 | 260 | 236 | 137 | 125 | 84 | | 442 [201] | | 516 [235] | | 323 [147] | | 414 [188] | | | |
| 125 | 90 | 323 | 294 | 170 | 156 | 104 | | 468 [213] | | 542 [246] | | 345 [156] | | 434 [197] | | | |
| 150 | 110 | 388 | 353 | 204 | 187 | 125 | MT2 | 553 [251] | MT3-E | 627 [285] | MT2 | 365 [166] | MT3-E | 469 [213] | | | |
| 200 | 150 | | | 274 | 250 | 168 | | | | | | | | | 415 [189] | | 514 [234] |
| 250 | 185 | | | 340 | 312 | 209 | | | | | | | | | 578 [262] | MT4-E | 600 [273] |
| 300 | 200 | | | 410 | 374 | 251 | | | | | 585 [266] | | 670 [305] | | | | |
| 350 | 250 | | | 475 | 436 | 292 | | | | | 800 [363] | MT4 | 1006 [456] | | | | |
| 400 | 315 | | | 565 | 520 | 349 | | | | | 825 [374] | LT1-E | 1031 [467] | | | | |
| 500 | 400 | | | 720 | 660 | 443 | | | | | 915 [415] | | 1121 [508] | | | | |
| 600 | 450 | | | 810 | 740 | 499 | | | | | 1098 [499] | LT2-E | 1176 [535] | | | | |
| 700 | 500 | | | 940 | 865 | 579 | | | | | 1700 [771] | | 1839 [834] | | | | |
| 800 | 560 | | | 1075 | 985 | 662 | | | | | | | | | | | |
| 900 | 630 | | | 1200 | 1100 | 736 | | | | | | | | | | | |
| 1000 | 710 | | | 1335 | 1220 | 818 | | | | | | | | | | | |
| 1100 | 800 | | | 1470 | 1340 | 900 | | | | | | | | | | | |
| 1200 | 900 | | | 1610 | 1470 | 987 | | | | | | | | | | | |
| 1300 | 970 | | | 1735 | 1585 | 1064 | | | | | | | | | | | |
| 1400 | 1000 | | | 1870 | 1710 | 1145 | | | | | | | | | | | |
| 1500 | 1120 | | | 2000 | 1835 | 1228 | | | | | | | | | | | |
| 1600 | 1200 | | | 2145 | 1965 | 1316 | | | | | | | | | | | |
| 1800 | 1350 | | | 2410 | 2210 | 1481 | | | | | | | | | | | |
| 2000 | 1450 | | | 2670 | 2440 | 1636 | | | | | | | | | | | |
| 2300 | 1700 | | | 3065 | 2810 | 1882 | | | | | | | | | | | |
| 2500 | 1850 | | | 3335 | 3050 | 2045 | | | | | | | | | | | |
| 2800 | 2100 | | | 3750 | 3435 | 2303 | | | | | | | | | | | |
| 3000 | 2250 | | | 4020 | 3680 | 2468 | | | | | | | | | | | |
| 3500 | 2600 | | | 4265 | 3905 | 2618 | | | | | | | | | | | |

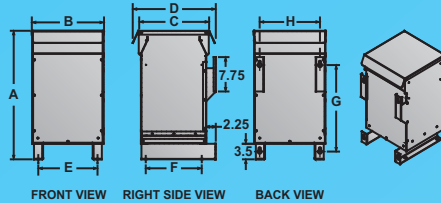
| Motor Size | | Lineator Rating | | | | 480V (60Hz), 600V / 690V (50Hz) | | | | 600V / 690V (60Hz) | | | |
|------------|------|----------------------|----------|----------|-----------|---------------------------------|-----------------|--------------------|-----------------|--------------------|-----------------|--------------------|-----------------|
| HP | kW | Input Amps (3-Phase) | | | | Standard Enclosure | | Enhanced Enclosure | | Standard Enclosure | | Enhanced Enclosure | |
| | | 460/480V | 575/600V | 660/690V | Output kW | Case Style | Weight lbs [kg] | Case Style | Weight lbs [kg] | Case Style | Weight lbs [kg] | Case Style | Weight lbs [kg] |
| 5 | 4 | | | | 4.5 | | | | | | | | |
| 7.5 | 5.5 | | | | 6.3 | | | | | | | | |
| 10 | 7.5 | | | | 8.5 | | | | | | | | |
| 15 | 11 | | | | 13 | | | | | | | | |
| 20 | 15 | | | | 17 | | | | | | | | |
| 25 | 18.5 | | | | 21 | | | | | | | | |
| 30 | 22 | | | | 25 | | | | | | | | |
| 40 | 30 | | | | 34 | | | | | | | | |
| 50 | 37.5 | | | | 42 | | | | | | | | |
| 60 | 45 | | | | 51 | | | | | | | | |
| 75 | 55 | | | | 63 | | | | | | | | |
| 100 | 75 | | | | 84 | | | | | | | | |
| 125 | 90 | | | | 104 | | | | | | | | |
| 150 | 110 | | | | 125 | | | | | | | | |
| 200 | 150 | | | | 168 | | | | | | | | |
| 250 | 185 | | | | 209 | | | | | | | | |
| 300 | 200 | | | | 251 | | | | | | | | |
| 350 | 250 | | | | 292 | | | | | | | | |
| 400 | 315 | | | | 349 | | | | | | | | |
| 500 | 400 | | | | 443 | | | | | | | | |
| 600 | 450 | | | | 499 | | | | | | | | |
| 700 | 500 | | | | 579 | | | | | | | | |
| 800 | 560 | | | | 662 | | | | | | | | |
| 900 | 630 | | | | 736 | | | | | | | | |
| 1000 | 710 | | | | 818 | | | | | | | | |
| 1100 | 800 | | | | 900 | | | | | | | | |
| 1200 | 900 | | | | 987 | | | | | | | | |
| 1300 | 970 | | | | 1064 | | | | | | | | |
| 1400 | 1000 | | | | 1145 | | | | | | | | |
| 1500 | 1120 | | | | 1228 | | | | | | | | |
| 1600 | 1200 | | | | 1316 | | | | | | | | |
| 1800 | 1350 | | | | 1481 | | | | | | | | |
| 2000 | 1450 | | | | 1636 | | | | | | | | |
| 2300 | 1700 | | | | 1882 | | | | | | | | |
| 2500 | 1850 | | | | 2045 | | | | | | | | |
| 2800 | 2100 | | | | 2303 | | | | | | | | |
| 3000 | 2250 | | | | 2468 | | | | | | | | |
| 3500 | 2600 | | | | 2618 | | | | | | | | |

1. For type 'T' Lineator use enclosure and weights from the next size up.

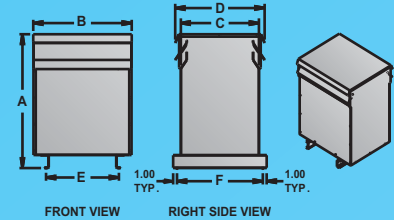
Dimensions



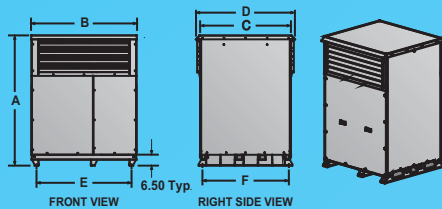
'SU' ENCLOSURE



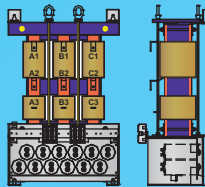
'MT1', 'MT2' ENCLOSURE



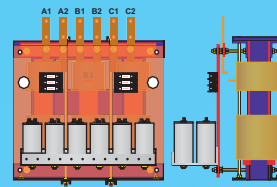
'MT3', 'MT4', 'LT' ENCLOSURE



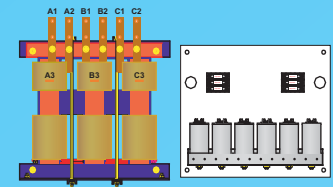
'HT' ENCLOSURE



'E0P' PANEL MOUNT



'E0' OPEN STYLE



'E0M' MODULAR

| CASE STYLE | | DIMENSIONS - inches [mm] | | | | | | | |
|------------|----------|--------------------------|--------------|--------------|--------------|--------------|--------------|-------------|-------------|
| Standard | Enhanced | A | B | C | D | E | F | G | H |
| SU1 | SU1-E | 23.50 [597] | 11.25 [286] | 8.75 [222] | 11.25 [286] | 8.00 [203] | 9.00 [229] | 13.00 [330] | 9.00 [229] |
| SU2 | SU2-E | 29.50 [749] | 13.25 [336] | 10.25 [260] | 12.75 [324] | 9.00 [229] | 10.00 [254] | 19.00 [483] | 11.00 [279] |
| SU3 | SU3-E | 34.00 [864] | 20.25 [514] | 13.25 [336] | 16.00 [406] | 17.50 [445] | 13.00 [330] | 20.00 [508] | 18.00 [457] |
| MT2 | MT2-E | 38.00 [965] | 21.50 [546] | 19.50 [495] | 23.50 [597] | 17.00 [432] | 17.50 [445] | 25.00 [635] | |
| MT3 | MT3-E | 45.00 [1143] | 26.00 [661] | 21.00 [534] | 25.00 [635] | 21.50 [546] | 19.00 [483] | | |
| MT4 | MT4-E | 51.50 [1308] | 32.00 [813] | 25.50 [648] | 29.50 [749] | 23.50 [597] | 23.50 [597] | | |
| LT1 | LT1-E | 59.00 [1499] | 39.50 [1003] | 30.00 [762] | 34.00 [864] | 24.00 [610] | 32.00 [813] | | |
| LT2 | LT2-E | 66.00 [1677] | 44.00 [1118] | 34.00 [864] | 38.00 [965] | 26.00 [660] | 36.00 [915] | | |
| LT3 | LT3-E | 75.00 [1905] | 48.50 [1232] | 39.00 [991] | 43.00 [1092] | 27.50 [699] | 41.00 [1041] | | |
| HT2 | HT2-E | 78.00 [1981] | 58.50 [1486] | 51.00 [1295] | 56.25 [1428] | 52.50 [1333] | 50.75 [1289] | | |
| HT3 | HT3-E | 84.00 [2134] | 68.50 [1740] | 59.00 [1499] | 64.50 [1638] | 62.50 [1587] | 58.75 [1492] | | |

Ordering Information

AUHF-40-600-60-D-E1

| Model | Motor Horsepower | Line Voltage | Frequency | Load Type | Enclosure Type | Optional |
|-----------------|------------------|--------------|-----------|----------------------------|-----------------------------------------|----------------|
| AUHF | HP | VVV | Hz | L | En | O |
| Advanced | 5 | 208 | 50 | D ^[1] | E0 | E |
| Universal | to | 240 | 60 | Diode Bridge Rectifier | No Enclosure (250 to 3500HP) | Nema 3R [IP23] |
| Harmonic Filter | 3500 | 400 | | T ^[2] | EOP | Enhanced |
| | | 440 | | Thyristor Bridge Rectifier | Panel Mount (5 to 200HP) | |
| | | 480 | | | EOM | |
| | | 600 | | | Modular (250 to 3500HP) | |
| | | 690 (VAC) | | | E1 | |
| | | | | | Nema 3R [IP23] Ventilated (5 to 3500HP) | |

1. 'D' type AUHF is suitable for standard diode bridge and diode/SCR precharged front-end VSD's.
 2. 'T' type AUHF is suitable for DC drives, Current Source Inverters and other controlled rectifier loads.