

# Hawkeye® Solid- & Split-Core 4-20mA Output Loop Powered Current Transducers

## 721LC/721HC/921

## EASY 2-WIRE INSTALLATION!



48

The Hawkeye 721LC, 721HC, & 921 provide accurate load trending information with a proportional 4-20mA output signal. Preset slide switches provide easy field setup of sensed amperage range without clumsy jumpers.

## APPLICATIONS

- Load trending
- Motor control



### Loop powered analog current sensor simplifies installation

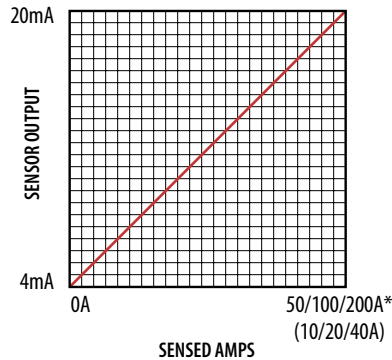
- Power the sensor and receive the signal with only two wires...fewer wires required than with traditional 3-wire sensors
- Self-gripping split-core for fast retrofit installation... no need to remove conductor (H921)
- Economical solid-core features adjustable bracket for easy alignment

### Selectable factory calibrated ranges up to 200A for increased flexibility and resolution

- Factory calibrated switch selectable ranges for high resolution and installation ease
- Three field-selectable ranges per unit... fewer versions to choose from, stock, and install
- Mounting bracket for installation flexibility
- 5-year limited warranty

### H721HC (LC) LINEAR OUTPUT

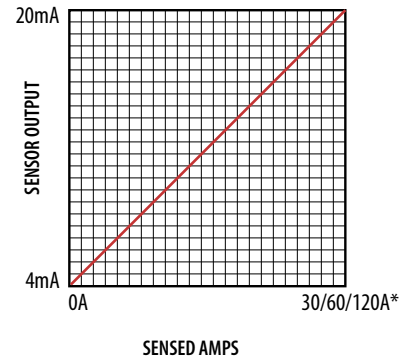
Scale software as shown



\*Factory calibrated ranges selected with the amperage range switch

### H921 LINEAR OUTPUT

Scale software as shown



\*Factory calibrated ranges selected with the amperage range switch

## ORDERING INFORMATION

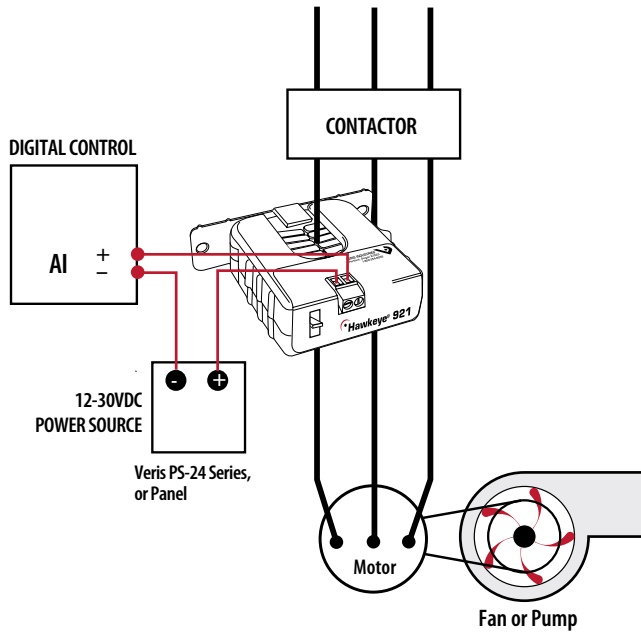
MODEL	AMPERAGE RANGE	OUTPUT TYPE
H721LC Solid-Core	0-10/20/40A	4-20mA, loop powered
H721HC Solid-Core	0-50/100/200A	4-20mA, loop powered
H921 Split-Core	0-30/60/120A	4-20mA, loop powered



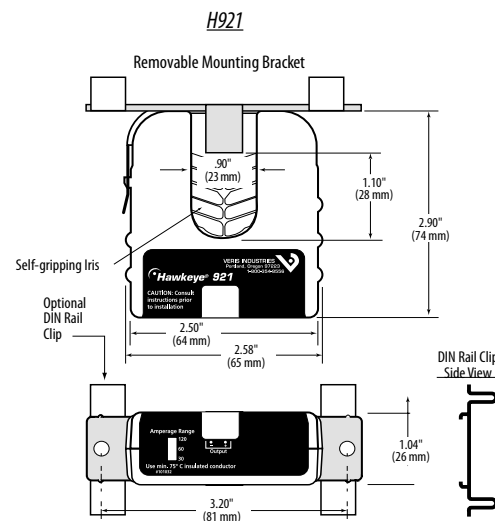
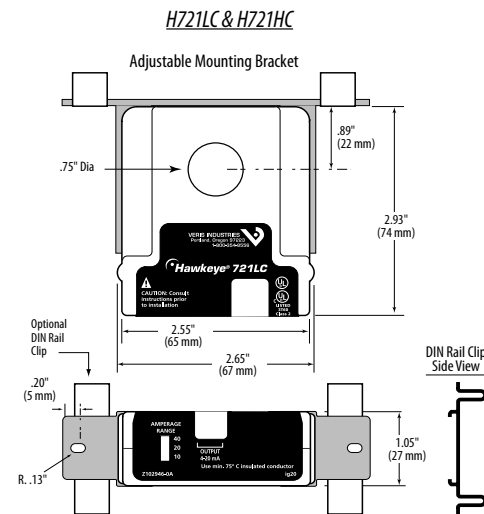
## ACCESSORIES

MODEL	DESCRIPTION
PS-24 Series	Universal Power Supply
AH01	DIN-Rail Clip-Set

## APPLICATIONS/WIRING EXAMPLE



## DIMENSIONAL DRAWINGS



## SPECIFICATIONS

Amperage Range	See ordering table
Output	4-20mA DC
Insulation Class	600VAC rms
Frequency	60Hz. nominal
Temperature Range	-15° to 60°C
Humidity Range	0 - 95% non-condensing
Accuracy	±2%
Response Time	2 sec.
Supply Voltage	12-30VDC Loop powered
Supply Current	30mA (max.)
Dimensions (H721LC & H721HC)...(LxWxH)	2.93" x 2.65" x 1.05"
Sensor Hole Size	0.75" Diameter
Dimensions (H921)...(LxWxH)	2.90" x 2.58" x 1.04"
Sensor Opening Size (H921)...(LxW)	1.10" x 90°