

Features

The 460's universal range from 190-480VAC, 50/60 Hz provides the versatility needed to handle global applications.

Four adjustment pots provide versatility for a variety of applications.

Diagnostic LEDs indicate trip status and provide simple troubleshooting.

Microcontroller-based circuitry provides better accuracy and higher reliability than analog designs.

Single-phase conditions are detected regardless of regenerated voltages.

Transient protection meets IEEE and IEC standards and permits operation under tough conditions.



MotorSaver
THREE-PHASE ELECTRIC
MOTOR PROTECTOR

Model 460

Three-Phase
Voltage Monitor

Engineered
Protection

Microcontroller
Based

Protects 3-Phase Motors from:

- Loss of any phase
- Low voltage
- High voltage
- Voltage unbalance
- Phase reversal
- Rapid cycling

Additional Features:

- Compact design
- UL and cUL listed
- CE compliant
- Finger-safe terminals
- 5-year warranty
- Made in USA
- Standard surface or DIN rail mountable
- Standard 1-500 sec. variable restart delay
- Standard 2-8% variable voltage unbalance
- Standard 1-30 sec. variable trip delay
- One 10 amp general purpose Form C relay
- Optional manual reset

The **Model 460** is designed to protect 3-phase motors from damaging power conditions. The 460's wide operating range combined with UL and CE compliance enables quick access to domestic and global markets.

A unique microcontroller-based voltage and phase-sensing circuit constantly monitors the 3-phase voltages to detect harmful power line conditions. When a harmful condition is detected, the MotorSaver's output relay is deactivated after a specified trip delay. The output relay reactivates after power line conditions return to an acceptable level for a specified amount of time (restart delay). The trip delay prevents nuisance tripping due to rapidly fluctuating power line conditions.

The Model 460 automatically senses whether it is connected to a 190-240V, 60Hz system, a 440-480V, 60Hz system, or a 380-416V, 50Hz system. An adjustment is provided to set the nominal line voltage from 190-240 or 380-480VAC. Other adjustments include a 1-30 second trip delay, 1-500 second restart delay, and 2-8% voltage unbalance trip point.

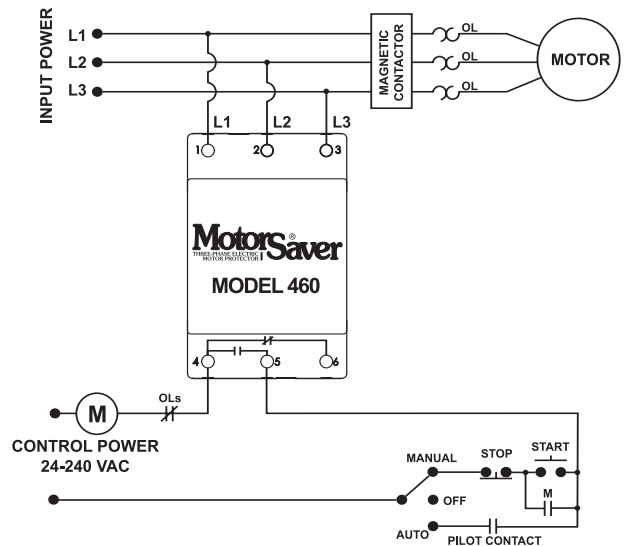
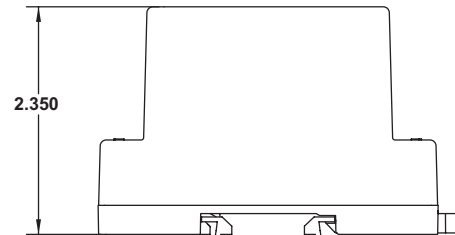
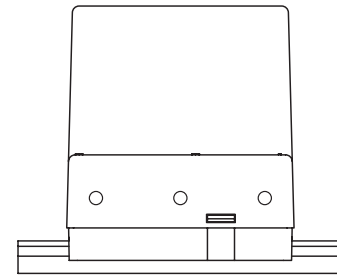
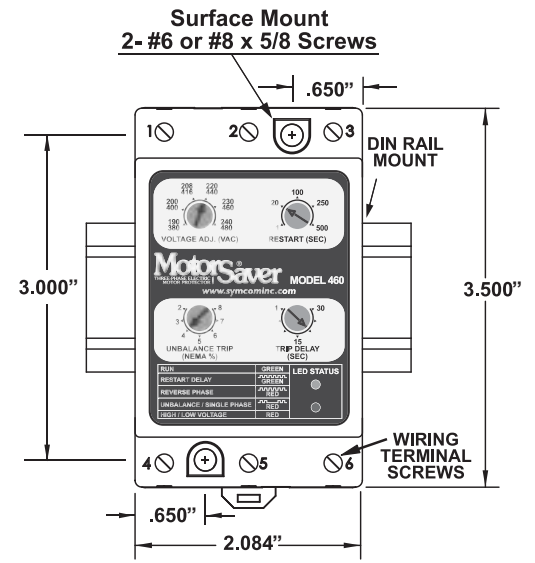
Model 460 Three-Phase Voltage Monitor

Specifications

3-Phase Line Voltage	190-480VAC (475-600VAC optional) (95-120VAC optional)
Frequency50*/60Hz
Low Voltage (% of setpoint)	
• Trip90% ±1%
• Reset93% ±1%
High Voltage (% of setpoint)	
• Trip110% ±1%
• Reset107% ±1%
Voltage Unbalance (NEMA)	
• Trip2-8% adjustable
• Reset	Trip setting minus 1% (5 - 8%) Trip setting minus .5% (2 - 4%)
Trip Delay Time	
• Low, High and Unbalanced Voltage	1-30 seconds adjustable
• Single-Phasing Faults	1 second fixed
Restart Delay Time	
• After a Fault	1-500 seconds adjustable
• After a Complete Power Loss	1-500 seconds adjustable
Output Contact Rating	
• 1-Form C	10A General Purpose @ 240VAC Pilot Duty 480VA @ 240VAC, B300
Power Consumption	6 Watts (max.)
Weight	14 oz.
Enclosure	Polycarbonate
Terminal Torque6 in.-lbs.
Wire Type	Stranded or solid 12-20 AWG, one per terminal
Safety Marks	
• UL	UL508
• CE	IEC 60947-6-2
Standards Passed	
• Electrostatic Discharge (ESD)	IEC 1000-4-2, Level 3, 6kV contact, 8kV air
• Radio Frequency Immunity, Radiated	150 MHz, 10V/m
• Fast Transient Burst	IEC 1000-4-4, Level 3, 3.5kV input power & controls
Surge	
• IEC	IEC 1000-4-5, Level 3, 4kV line-to-line; Level 4, 4kV line-to-ground
• ANSI/IEEE	C62.41 Surge and Ring Wave Compliance to a level of 6kV line-to-line
• Hi-potential Test	Meets UL508 (2 x rated V +1000V for 1 minute)
Environmental	
Temperature Range	Ambient Operating: -20° to 70° C (-4° to 158°F) Ambient Storage: -40° to 80° C (-40° to 176°F)
Class of Protection	IP20, NEMA 1 (FINGER SAFE)
Relative Humidity	10-95%, non-condensing per IEC 68-2-3
Special Options	
Manual Reset	External momentary pushbutton required.

*Note: 50 Hz will increase all delay timers by 20%

SymCom warrants its microcontroller based products against defects in material or workmanship for a period of five (5) years from the date of manufacture. All other products manufactured by SymCom shall be warranted against defects in material and workmanship for a period of two (2) years from the date of manufacture. For complete information on warranty, liability, terms, returns, and cancellations, please refer to the SymCom Terms and Conditions of Sale document.



TYPICAL WIRING DIAGRAM