




XTE/XGA Series Transient Voltage Surge Suppressor



Performance Specifications

- Surge Capacity

	L-N	L-G	N-G
160kA/phase	80k	80k	120k Standard
240kA/phase	120k	120k	120k Optional
- UL 1449 Second Edition Listed
- UL 1283 Forth Edition Listed
- UL Listed to Canadian safety standards
- UL 1449 Listed 200kA SCCR
- 200KAIR Rated Fusing
- Less than 1/2 Nanosecond Response Time
- 5000 Category C3 (C High) Impulses with <10% Drift

Environmental Specifications

- Relative Humidity Range: 0 - 95% Non-Condensing
- Operating Frequency: 47 - 63 Hz
- Operating Temperature: -0° C to +65° C

Standard Configuration

- Mounted on Backplane for Integral Installation
- Standard Size: 10.75" x 10.88" x 4.5" (Options may increase Backplane Size)
- Weight: 25 Lbs.

Design Features

- Designed, Manufactured, & Tested consistent with:
 - IEEE C62.41.1-2002, C62.41.2-2002, and C62.45-2002
 - ANSI/IEEE C62.41-1991 and C62.45-1992
 - NEMA LS-1
 - NEC 285.6
- Large Block Utility Grade 40mm MOVs
- High Energy Parallel Design for Category C3 and C High Applications
- Designed for Integral Installation by the low voltage Distribution Equipment Manufacturer
- AC Sinewave Tracking Filter with EMI/RFI Filtering up to -50dB from 100kHz to 100MHz
- Individually Fused Suppression Modes
- Thermal Cutout in each Mode
- Typical connection: #6 AWG and 30 - 60A Breaker
- Bussbar Connection
- Solid State Bi-directional
- Redundant LEDs to Indicate Loss of Protection or Circuit Fully Operational
- Audible Alarm with Silence Switch

Quality

- 5 Year Warranty - Includes Unlimited Module Replacement
- Burn-in Tested Prior to Shipment
- APT's Quality Management System is ISO 9001:2000 Certified

Each surge suppression mode is individually fused and utilizes APT's Patented TranSafe™ Circuitry

Suppression elements are encapsulated in APT's UL Listed and Patented Ceramgard®





XTE/(x)XGA/(zz)

x = Voltage Code, zz = Options

Model	Service Voltage	UL 1449 Suppressed Voltage Rating (SVR)				MCOV
		L-N	L-G	N-G	L-L	
XTE/1XGA	240V/120 Split Phase	330	330	330	600	150
XTE/11XGA	120V Single Phase	330	330	330		150
XTE/12XGA	240V Single Phase	800	800	800		275
XTE/2XGA	208Y/120V Three Phase, WYE	330	330	330	600	150
XTE/3XGA	240V/120V Three Phase, High-Leg, DELTA	330/600	330	330	800/600	150/275
XTE/4XGA	480Y/277V Three Phase, WYE	600	600	600	1200	320
XTE/5XGA	480V Three Phase, DELTA		1500		1500	575
XTE/51XGA	480V Three Phase, Corner Grounded, DELTA		1500		1500	575
XTE/6XGA	240V Three Phase, DELTA		800		800	275
XTE/61XGA	240V Three Phase, Corner Grounded, DELTA		800		800	275
XTE/7XGA	380Y/220V Three Phase, WYE	600	600	600	1200	320
XTE/8XGA	600Y/347V Three Phase, WYE	1000	1000	900	1800	420
XTE/9XGA	600V Three Phase, DELTA		1500		1800	750
XTE/91XGA	600V Three Phase, Corner Grounded, DELTA		1500		1500	750

Ordering information for Optional Features should be appended to the model number and separated by a slash (/).
 Example: XTE/2XGA/240/DS

Available Options:

- ~~/240~~ Module Option increases the surge current capacity from 160kA/phase to 240kA/phase
- ~~/DS~~ Integral Disconnect Switch when a spare breaker is not available for connecting the suppressor, order with an internal disconnect (Increases backplane size to 14.75" x 12.88" x 4.5" [LxWxD])
~~Other disconnect options available~~
-  ~~/DC~~ The Dry Contacts monitor each phase providing a summary alarm. The contacts are terminated in a DB-9 connector
-  ~~/RM~~ Remote Monitor with indicator lights and audible alarm is available for use with the Dry Contact Option
- ~~/SC~~ Surge Counter Option monitors the occurrence of transients entering the facility through the suppressor and is supplied with a long life Super Cap to provide power to the Counter in the event of a power failure