

# High Speed Fuses

## Ferrule — FWP 690V/700V (IEC/UL): 20-100A, striker optional

### FWP (22 x 58mm)

#### Specifications

**Description:** Ferrule style high speed fuses, with and without indicating striker.

**Dimensions:** See Dimensions illustration.

#### Ratings:

Volts: — 690Vac (IEC)  
— 700Vac (UL)

Amps: — 20-100A

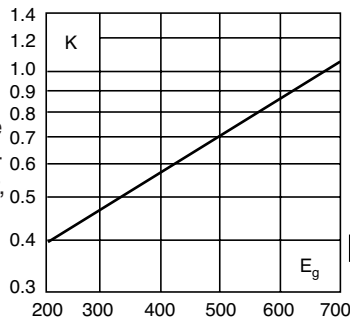
IR: — 200kA RMS Sym.  
— 50kA @ 500Vdc

**Agency Information:** CE, UL Recognition

#### Electrical Characteristics

##### Total Clearing I<sup>2</sup>t

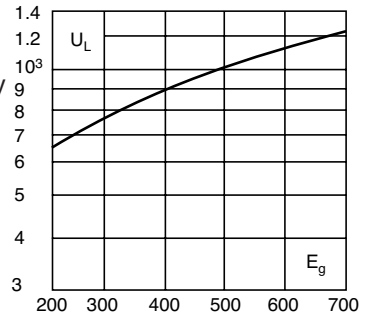
The total clearing I<sup>2</sup>t at rated voltage and at power factor of 15% are given in the electrical characteristics. For other voltages, the clearing I<sup>2</sup>t is found by multiplying by correction factor, K, given as a function of applied working voltage, E<sub>g</sub>, (rms).



FWP with striker option.

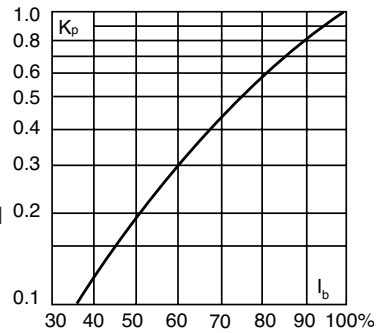
#### Arc Voltage

This curve gives the peak arc voltage, U<sub>L</sub>, which may appear across the fuse during its operation as a function of the applied working voltage, E<sub>g</sub>, (rms) at a power factor of 15%.



#### Power Losses

Watts loss at rated current is given in the electrical characteristics. The curve allows the calculation of the power losses at load currents lower than the rated current. The correction factor, K<sub>p</sub>, is given as a function of the RMS load current, I<sub>b</sub>, in % of the rated current.



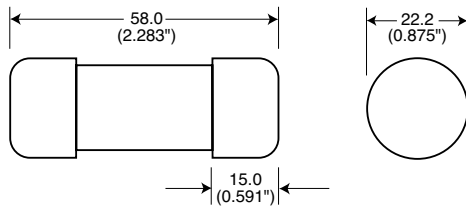
#### Catalog Numbers

Catalog Numbers	Size	Electrical Characteristics				
		Rated Current RMS-Amps	I <sup>2</sup> t (A <sup>2</sup> Sec)		Watts Loss	
			Minimum Melting	Clearing At Rated Voltage		
Without Striker						
FWP-20A22Fa	22 x 58mm (7/8" x 2 1/2")	20	19.0	260	5	
FWP-25A22Fa		25	34.0	410	6	
FWP-32A22Fa		32	53.5	605	8	
FWP-40A22Fa		40	68	750	9	
FWP-50A22Fa		50	135	1600	9.5	
FWP-63A22Fa		63	280	3080	11	
FWP-80A22Fa		80	600	6600	13.5	
FWP-100A22Fa		100*	1100	12500	16	
With Striker						
FWP-20A22FI		22 x 58mm (7/8" x 2 1/2")	20	19.0	260	5
FWP-25A22FI	25		34.0	410	6	
FWP-32A22FI	32		53.5	605	8	
FWP-40A22FI	40		68	750	9	
FWP-50A22FI	50		135	1600	9.5	
FWP-63A22FI	63		280	3080	11	
FWP-80A22FI	80		600	6600	13.5	
FWP-100A22FI	100*		1100	12500	16	

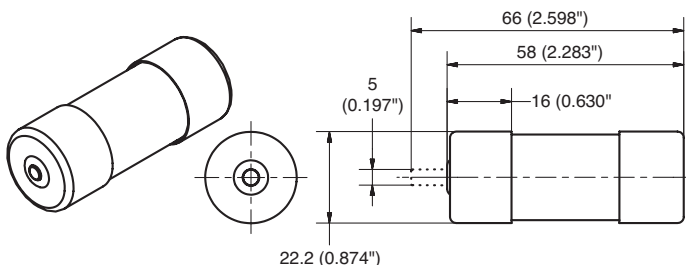
\*IEC/UL Voltage rating 600/700

#### Dimensions - mm (inches)

##### Without Striker



##### With Striker



#### Features and Benefits

- Excellent cycling capability and dc performance
- Low arc voltage and low energy let-through (I<sup>2</sup>t)
- Low watts loss in a compact size
- Used with finger-safe holders/blocks

#### Typical Applications

- DC common bus
- DC drives
- Power converters/rectifiers
- Reduced voltage starters

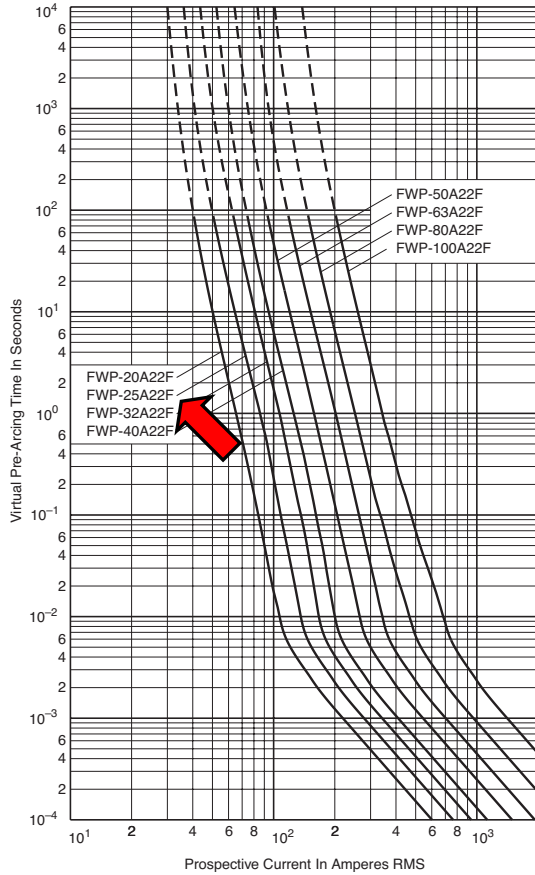
Data Sheets: E5781723 rev. B (without striker) 170K5344/45 (with striker)

# High Speed Fuses

## Ferrule — FWP 690V/700V (IEC/UL): 20-100A, striker optional

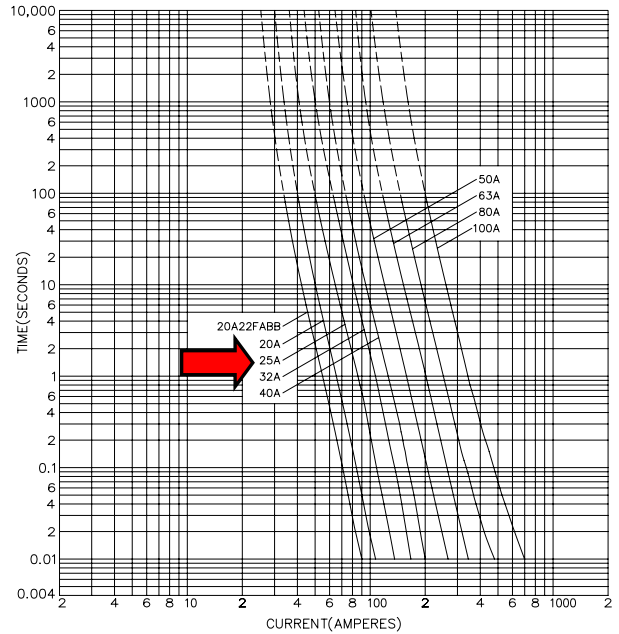
Without Striker  
FWP 20-100A:660V/700V (22 x 58mm)

Time-Current Curve



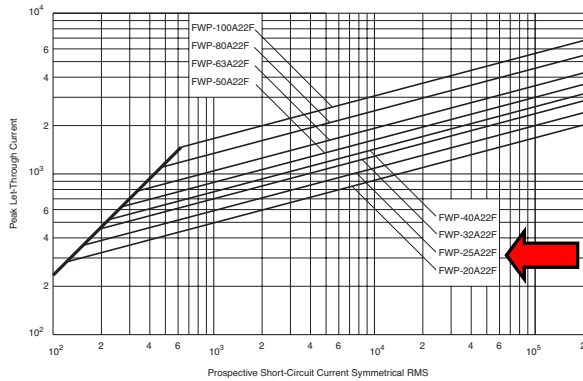
Without Striker  
FWP 20-100A:660V/700V (22 x 58mm)

Time-Current Curve

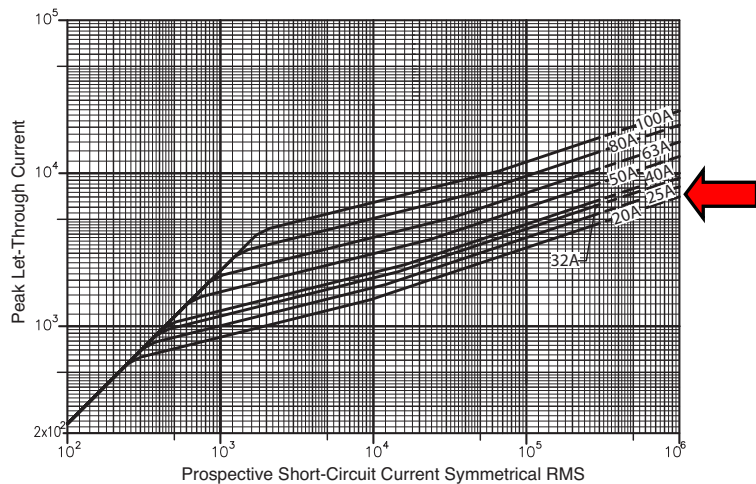


High Speed Fuses

Peak Let-Through Curve



Peak Let-Through Curve



Data Sheet: 35785291